

# Wilson Asset Management

## Investor conference call

11.00am (Sydney time)

Tuesday, 19 March 2019

Dial-in number: 1300 264 804

Access code: 3013976

International dial-in number: +61 2 9696 0874



**Disclaimer**

Wilson Asset Management and their related entities and each of their respective directors, officers and agents (together the Disclosers) have prepared the information contained in these materials in good faith.

However, no warranty (express or implied) is made as to the accuracy, completeness or reliability of any statements, estimates or opinions or other information contained in these materials (any of which may change without notice) and to the maximum extent permitted by law, the Disclosers disclaim all liability and responsibility (including, without limitation, any liability arising from fault or negligence on the part of any or all of the Disclosers) for any direct or indirect loss or damage which may be suffered by any recipient through relying on anything contained in or omitted from these materials.

This information has been prepared and provided by Wilson Asset Management. To the extent that it includes any financial product advice, the advice is of a general nature only and does not take into account any individual's objectives, financial situation or particular needs. Before making an investment decision an individual should assess whether it meets their own needs and consult a financial advisor.

# Making a difference

Investing over **\$3 billion** across six LICs for more than 80,000 investors

11 investment professionals with combined investment experience of more than **140 years**

**Proven** investment approach that has delivered solid returns for over **20 years**

Committed to **philanthropic** and **advocacy initiatives**



Creator and lead supporter of:



Winner of the Listed Investment Companies category at the Professional Planner | Zenith Fund Awards 2014, 2015, 2016, 2017, 2018



# Investment & management team



**Geoff Wilson AO**  
BSc GMQ FFINSIA FAICD

Chairman &  
Chief Investment  
Officer



**Kate Thorley**  
BCom CA GAICD

Chief Executive  
Officer



**Catriona Burns**  
BCom MAppFin FFINSIA CFA

Lead Portfolio  
Manager



**Matthew Haupt**  
BCom GradDipAppFin CFA

Lead Portfolio  
Manager



**Martin Hickson**  
BBus BComp MAppFin

Lead Portfolio  
Manager



**Oscar Oberg**  
LLB BBus CFA

Lead Portfolio  
Manager



**Tobias Yao**  
BCom CFA

Portfolio Manager



**John Ayoub**  
LLB BA GradCertAppFin

Portfolio Manager



**Nick Healy**  
BEng (Hons) MBA

Global Equity  
Analyst



**Sam Koch**  
BBus

Equity Analyst



**Cooper Rogers**  
BCom GradDipAppFin

Dealer



**Jesse Hamilton**  
BCom CA

Chief Financial  
Officer



**James McNamara**  
BJourn MComn GradDipFin

Head of Corporate  
Affairs

# Investing in undervalued growth companies

## W | A | M *Capital*

Focus: small to mid-cap  
Australian companies

**(ASX: WAM)**

## W | A | M *Leaders*

Focus: large-cap  
Australian companies

**(ASX: WLE)**

## W | A | M *Global*

Focus: small to mid-cap  
international companies

**(ASX: WGB)**

## W | A | M *Research*

Focus: small to mid-cap  
Australian companies

**(ASX: WAX)**

## W | A | M *Active*

Focus: market mispricing  
within the Australian  
equity market

**(ASX: WAA)**

## W | A | M *Microcap*

Focus: micro-cap  
Australian companies

**(ASX: WMI)**

# Liquidity extends the record bull market



Gross assets

\$1,323.4m

Share price\*

\$2.25

Pre-tax net tangible assets

\$1.85

Fully franked annualised interim dividend

15.5 cents

Fully franked dividend yield\*

6.9%

Portfolio performance (p.a. since inception August 1999)

16.6%

## W | A | M *Leaders*



Gross assets

**\$848.7m**

Share price\*

**\$1.14**

Pre-tax net tangible assets

**\$1.20**

Fully franked annualised interim dividend – an increase of  
6.0%

**5.3 cents**

Fully franked dividend yield\*

**4.6%**

Portfolio performance (p.a. since inception May 2016)

**11.4%**

As at 28 February 2019

\*As at 18 March 2019



Gross assets

\$445.7m

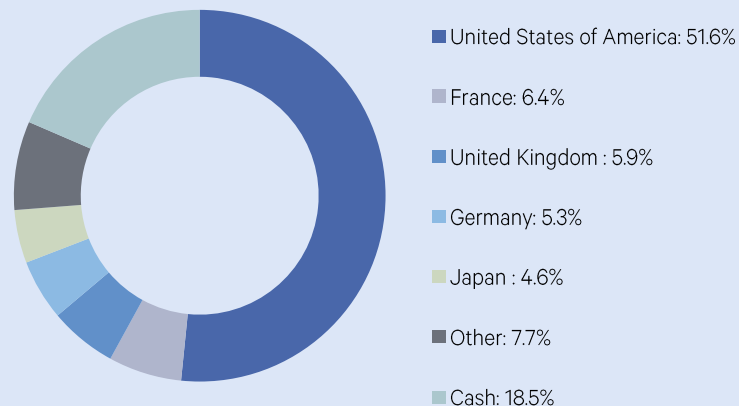
Share price\*

\$1.96

Pre-tax net tangible assets

\$2.13

Portfolio composition by geographical exposure



As at 28 February 2019

\*As at 18 March 2019

Gross assets

\$217.8m

Share price\*

\$1.43

Pre-tax net tangible assets

\$1.15

Increased fully franked annualised interim dividend

9.7 cents

Fully franked dividend yield\*

6.8%

Portfolio performance (p.a. since July 2010)

15.8%

Gross assets

\$47.8m

Share price\*

\$1.025

Pre-tax net tangible assets

\$1.04

Increased fully franked annualised interim dividend

5.9 cents

Fully franked dividend yield\*

5.8%

Portfolio performance (p.a. since inception January 2008)

12.1%



Gross assets

\$182.5m

Share price\*

\$1.245

Pre-tax net tangible assets

\$1.26

Portfolio performance (p.a. since inception June 2017)

16.6%

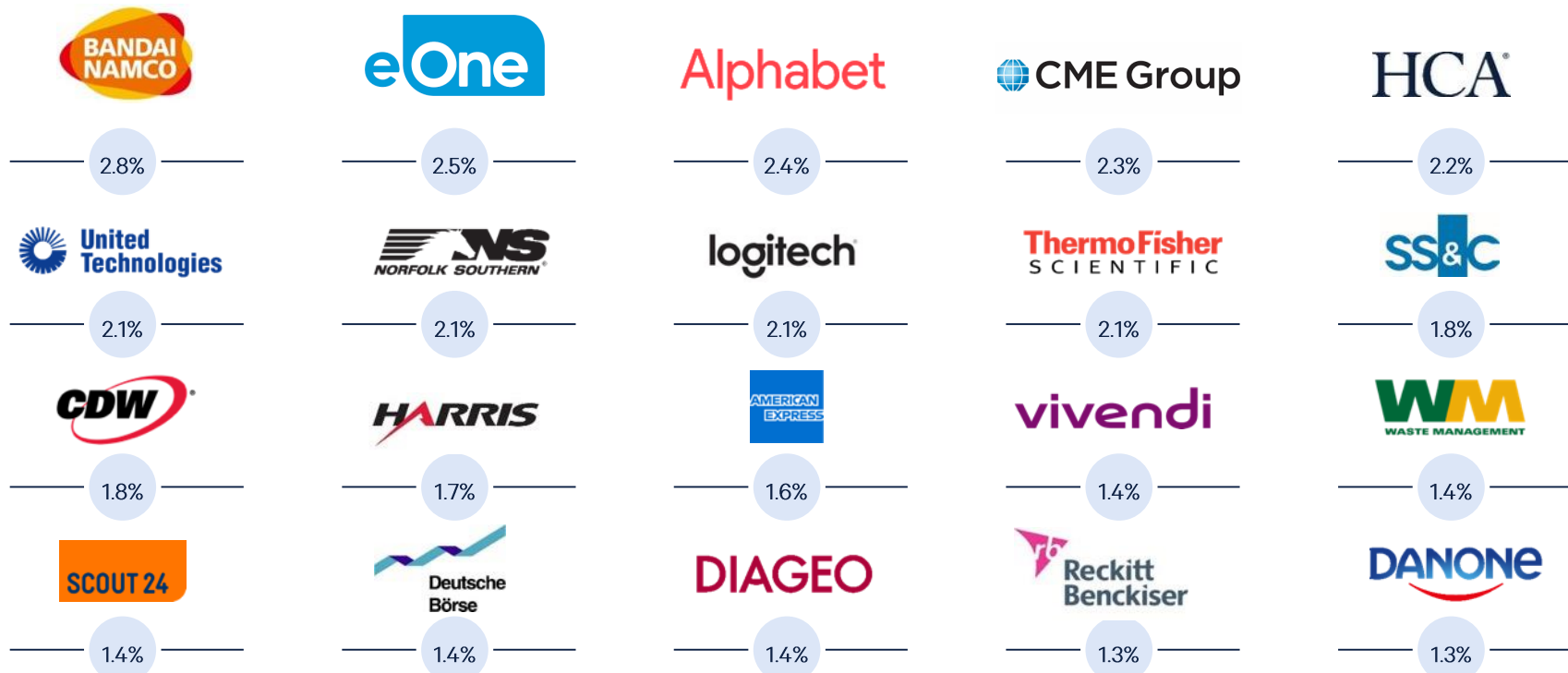
Increased fully franked annualised interim dividend

4.5 cents



Opportunities  
in slowing  
global  
economies

## WAM Global top 20 holdings with portfolio weightings



Headwinds facing the  
Australian economy

RESERVE

BANK

## WAM Leaders top 20 holdings with portfolio weightings





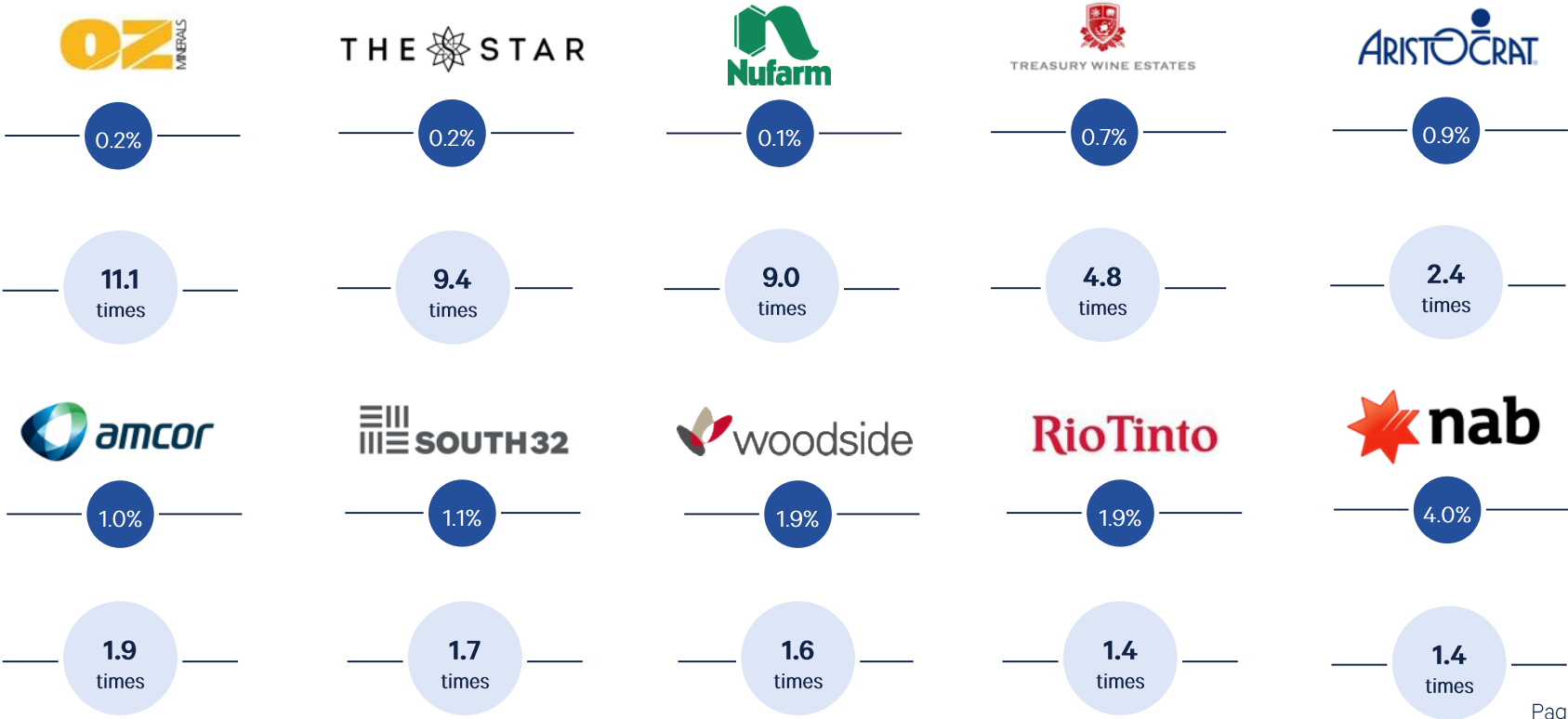
# WAM Leaders top 10 active positions versus ASX 200 weightings

ASX 200

WAM Leaders

ASX 200

WAM Leaders





February 2019  
Reporting season falls flat

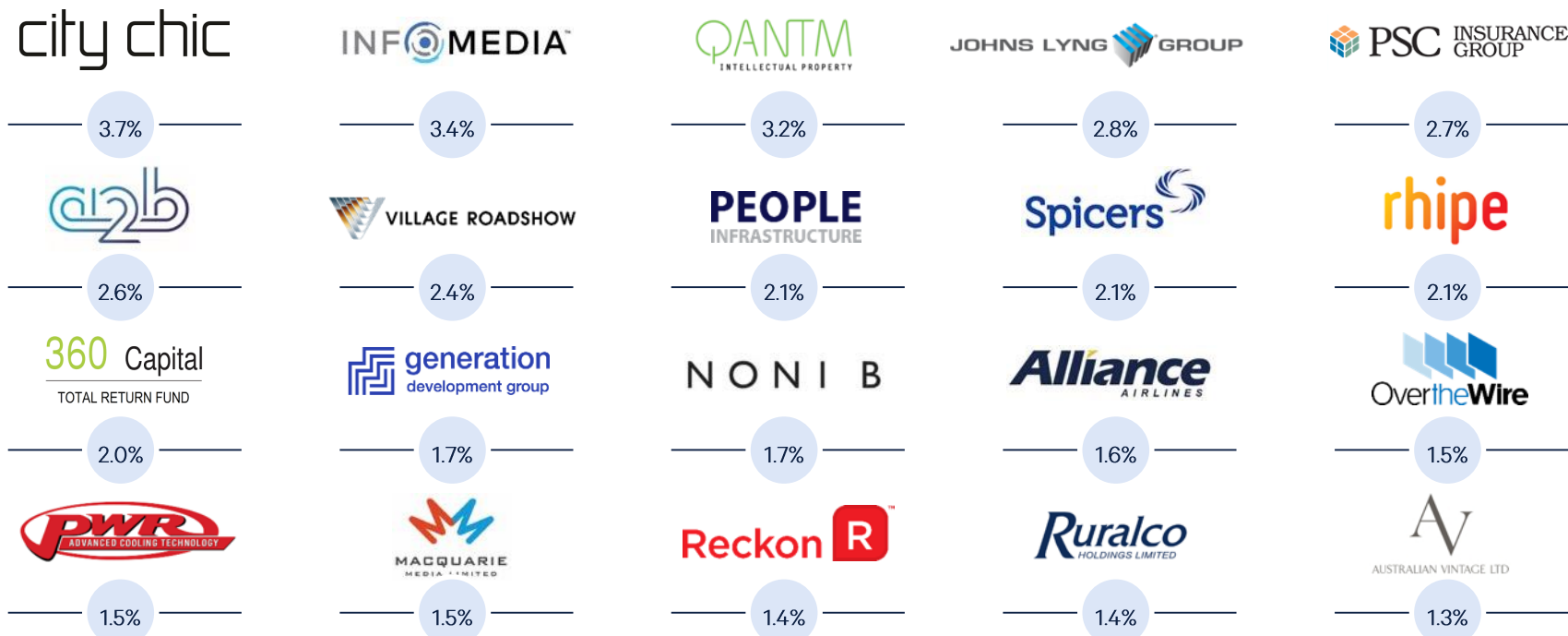
# WAM Capital top 20 holdings with portfolio weightings

Research driven

Market driven



# WAM Microcap top 20 holdings with portfolio weightings



# May 2019 shareholder presentations

## Toowoomba

**Wednesday 8 May**

St Bart's Anglican Church  
103 Stenner Street, Middle Ridge

Presentation:  
10.00am – 12.00pm

## Launceston

**Friday 10 May**

Peppers Silo Hotel  
89-91 Lindsay Street,  
Invermay

Presentation:  
10.00am – 12.00pm

## Melbourne

**Tuesday 14 May**

Sofitel Hotel  
25 Collins Street, Melbourne

Presentation:  
10.00am – 12.00pm

## Adelaide

**Wednesday 15 May**

Adelaide Convention Centre  
North Terrace, Adelaide

Presentation:  
10.00am – 12.00pm

## Perth

**Thursday 16 May**

Pan Pacific Perth  
207 Adelaide Terrace,  
Perth

Presentation:  
10.00am – 12.00pm

## Canberra

**Monday 20 May**

Hotel Realm  
18 National Circuit, Canberra

Presentation:  
10.00am – 12.00pm

## Brisbane

**Tuesday 21 May**

Brisbane Convention &  
Exhibition Centre  
Cnr of Merivale & Glenelg St

Presentation:  
10.00am – 12.00pm

## Sydney

**Thursday 23 May**

The Westin Sydney  
1 Martin Place, Sydney

Presentation:  
10.00am – 12.00pm

## Future Generation Investment Forum

**Thursday 23 May**

The Westin Sydney  
1 Martin Place, Sydney

Presentation:  
1.45pm – 3.15pm

The Future Generation presentations will follow all Wilson Asset Management presentations in each city

Save the date



Join more than  
46,000 weekly readers

[wilsonassetmanagement.com.au](http://wilsonassetmanagement.com.au)

Get in touch  
[info@wilsonassetmanagement.com.au](mailto:info@wilsonassetmanagement.com.au)