
W | A | M Leaders

[Access the recording](#)



FY2023 Full Year Results Webinar

Matthew Haupt
Lead Portfolio Manager

John Ayoub
Portfolio Manager

Wilson Asset Management and their related entities and each of their respective directors, officers and agents (together the Disclosers) have prepared the information contained in these materials in good faith.

However, no warranty (express or implied) is made as to the accuracy, completeness or reliability of any statements, estimates or opinions or other information contained in these materials (any of which may change without notice) and to the maximum extent permitted by law, the Disclosers disclaim all liability and responsibility (including, without limitation, any liability arising from fault or negligence on the part of any or all of the Disclosers) for any direct or indirect loss or damage which may be suffered by any recipient through relying on anything contained in or omitted from these materials.

This information has been prepared and provided by Wilson Asset Management. To the extent that it includes any financial product advice, the advice is of a general nature only and does not take into account any individual's objectives, financial situation or particular needs. Before making an investment decision an individual should assess whether it meets their own needs and consult a financial advisor.

FY2023 Full Year Results

W | A | M Leaders

Investment portfolio performance per annum since inception (May-16)

+14.0%*

Investment portfolio performance in the financial year to 30 June 2023

+13.5%*

FY2023 full year fully franked dividend

9.0 cps

FY2023 fully franked dividend yield

6.0%^

Pre-tax NTA as at 31 July 2023

\$1.44

Profits reserve as at 31 July 2023 before the payment of the final fully franked dividend of 4.5 cps

36.1 cps

*Investment portfolio performance is before expenses, fees, taxes and the impact of capital management initiatives to compare to the relevant index which is before expenses, fees and taxes.

^Based on the 4 September 2023 share price of \$1.50 per share.

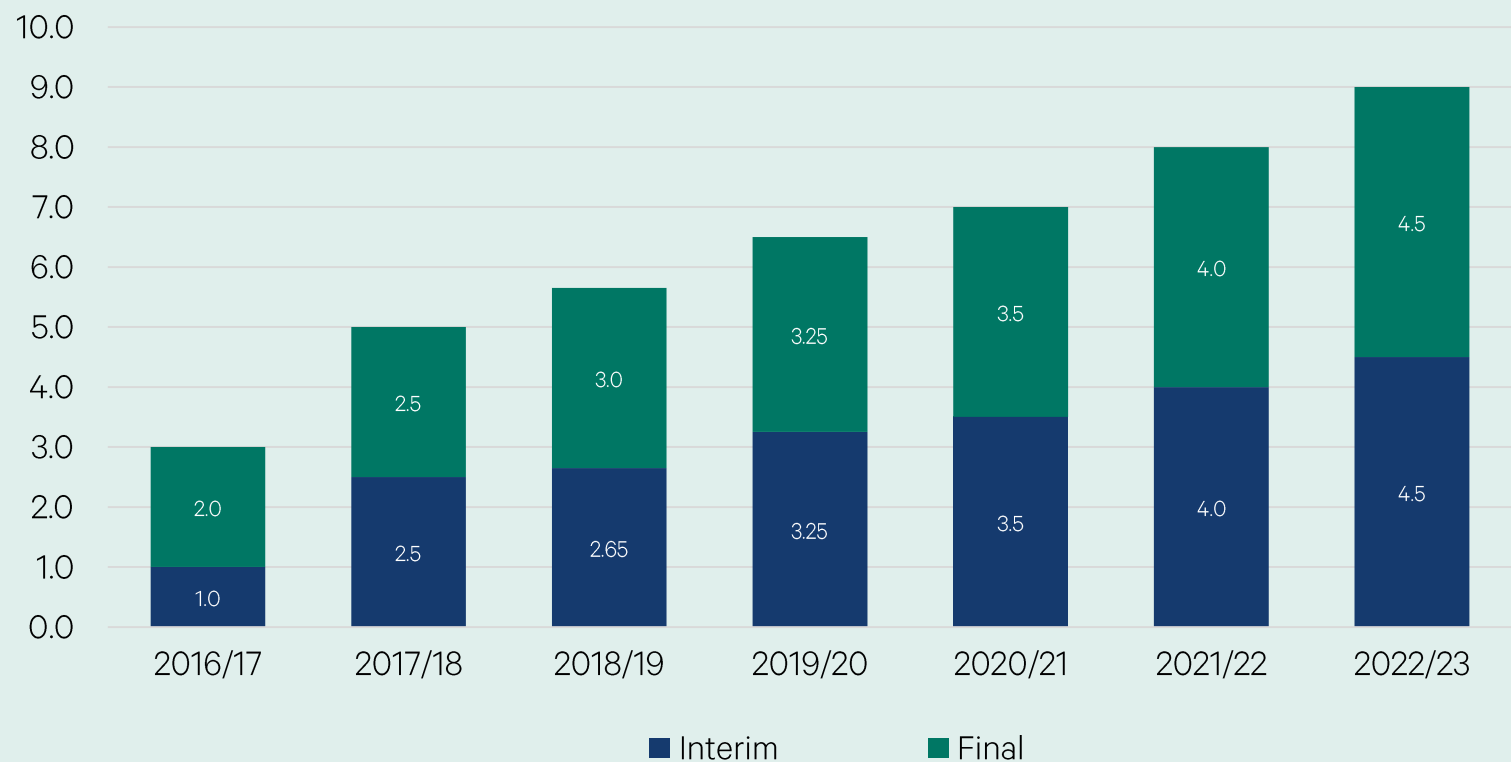
Investment portfolio performance since inception

Performance as at 30 June 2023	1 yr	3 yrs %pa	5 yrs %pa	Since inception %pa (May-16)
WAM Leaders Investment Portfolio	13.5%	19.5%	14.2%	14.0%
S&P/ASX 200 Accumulation Index	14.8%	11.1%	7.2%	8.4%
Outperformance	-1.3%	+8.4%	+7.0%	+5.6%

Investment portfolio performance is before expenses, fees, taxes and the impact of capital management initiatives to compare to the relevant index which is before expenses, fees and taxes.

Fully franked dividends since inception

Cents per share
















Key dates

Ex-dividend date	17 October 2023
Dividend record date (7:00pm Sydney time)	18 October 2023
Last election date for DRP	20 October 2023
Final fully franked dividend payment date	31 October 2023

Top 20 holdings

In alphabetical order

Company name	Code	Company name	Code	Company name	Code	Company name	Code
 ARISTOCRAT	ALL	 CSL	CSL	Incitec Pivot Limited	IPL	 SOUTH32	S32
 ANZ	ANZ	dexus 	DXS	 national australia bank	NAB	THE STAR ENTERTAINMENT GROUP	SGR
BHP	BHP	 endeavour group	EDV	ORORA	ORA	Santos	STO
 Commonwealth Bank	CBA	 Fortescue The New Force in Iron Ore	FMG	RioTinto	RIO	 TREASURY WINE ESTATES	TWE
challenger 	CGF	 ILUKA	ILU	 ResMed	RMD	Westpac	WBC

Q&A

Join more
than 85,000
weekly readers

Get in touch

info@wilsonassetmanagement.com.au

(02) 9247 6755

www.wilsonassetmanagement.com.au

