




WAM Research Limited

ABN 15 100 504 541

Annual Report for the year ending 30 June 2015



Company Particulars

WAM Research Limited is a Listed Investment Company and is a reporting entity. It is primarily an investor in equities listed on the Australian Securities Exchange.

Directors:	Geoffrey Wilson (Chairman) Matthew Kidman John Abernethy	Julian Gosse Kate Thorley Chris Stott
Company Secretary:	Kate Thorley	
Investment Manager:	MAM Pty Limited Level 11, 139 Macquarie Street, Sydney NSW 2000	
Auditors:	Moore Stephens Sydney	
Country of Incorporation:	Australia	
Registered Office:	Level 11, 139 Macquarie Street, Sydney NSW 2000	
Contact Details:	Postal Address:	GPO Box 4658, Sydney NSW 2001
	Telephone:	(02) 9247 6755
	Fax:	(02) 9247 6855
	Email:	info@wamfunds.com.au
Share Registrar:	Boardroom Pty Limited Level 12, 225 George Street Sydney NSW 2000	Telephone: (02) 9290 9600 Fax: (02) 9279 0664

For enquiries relating to shareholdings, dividends (including participation in the Dividend Reinvestment Plan) and related matters, please contact the share registrar.

Australian Securities Exchange: WAM Research Ordinary Shares (WAX)

Shareholder Presentations 2015

Perth
Thursday 19 November
Presentation only

Parmelia Hilton
14 Mill St
Perth WA 6000
10.00am – 12.00pm

Annual General Meeting and Presentation
Sydney
Tuesday 24 November

Auditorium
Wesley Centre
220 Pitt St
Sydney NSW 2000

AGM: 10.00am – 10.30am
Presentation: 11.00am – 12.30pm



Adelaide
Wednesday 25 November
Presentation only

The Playford
120 North Terrace
Adelaide SA 5000

10.00am – 12.00pm

Melbourne
Thursday 26 November
Presentation only

Rydges Melbourne
186 Exhibition St
Melbourne VIC 3000

10.00am – 12.00pm

Brisbane
Friday 27 November
Presentation only

Brisbane Convention &
Exhibition Centre
Cnr Merivale & Glenelg St
South Bank QLD 4101

10.00am – 12.00pm

Canberra
Monday 30 November
Presentation only

Belconnen Premier Inn
110 Benjamin Way
Belconnen ACT 2617

10.00am – 12.00pm

Key Highlights FY2015

↑ 22.8%

Investment Portfolio Performance

↑ 14.2%

Pre Tax Net Tangible Assets (NTA)
(adjusted for dividends)

↑ 17.1%

Investment Portfolio Outperformance

8.0c

Full Year Fully
Franked Dividend

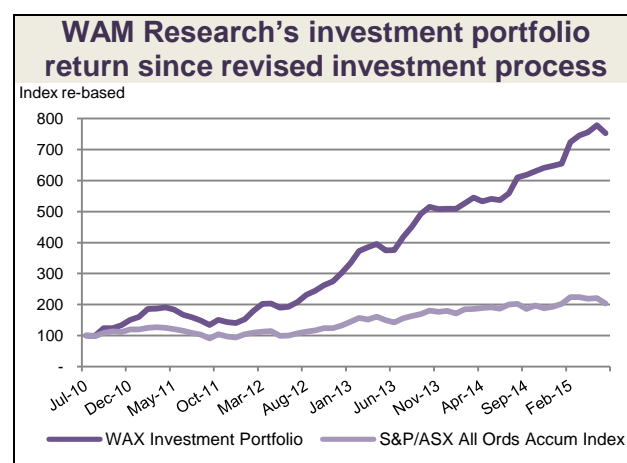
Summary of Results FY2015

WAM Research reported an operating profit before tax of \$26,593,122 (2014: \$21,333,687) and operating profit after tax of \$19,463,163 (2014: \$15,816,590) for the year to 30 June 2015. The 24.7% increase in profit reflects the investment portfolio returning 22.8% in the year, against 20.5% in FY2014, over an increased capital base.

WAM Research's investment portfolio outperformed the S&P/ASX All Ordinaries Accumulation Index by 17.1% for the 12 months to 30 June 2015 with an average equity exposure of 63.1%.

The Board declared a fully franked final dividend of 4.0 cents per share which brings the full year fully franked dividend to 8.0 cents per share. This is a 6.7% increase on the previous year.

As at 30 June 2015	
Listing date	August 2003
Market cap	\$191.8m
Share price	\$1.16
Shares on issue	165,303,976
Net Tangible Assets (pre-tax)	\$1.14
Net Tangible Assets (post-tax)	\$1.12
Gross Assets	\$195.3m
Fully franked dividends FY2015	8.0 cents
Fully franked dividends FY2014	7.5 cents
Fully franked FY2015 dividend yield	6.9%



CONTENTS

Chairman's Letter	1
Objectives and Investment Process	5
Corporate Governance Statement.....	7
Directors' Report to Shareholders.....	13
Auditor's Independence Declaration.....	23
Income Statement.....	24
Statement of Comprehensive Income.....	25
Statement of Financial Position.....	26
Statement of Changes in Equity.....	27
Statement of Cash Flows.....	28
Notes to the Financial Statements.....	29
Directors' Declaration.....	48
Independent Auditor's Report.....	49
Investments at Market Value.....	51
ASX Additional Information.....	53

WAM RESEARCH LIMITED

ABN 15 100 504 541

CHAIRMAN'S LETTER

Dear Fellow Shareholders,

Firstly, I would like to thank you for your support of WAM Research Limited in financial year 2015. I would also like to welcome all new shareholders to the Company.

WAM Research achieved a 22.8% return on the investment portfolio for the year ending 30 June 2015 while being on average 63.1% invested. The return was 17.1% greater than the S&P/ASX All Ordinaries Accumulation Index, which rose 5.7% over the same year. The outperformance delivered for the year demonstrates the success of the Company's flexible mandate and revised investment strategy adopted in July 2010. We are confident WAM Research will continue to deliver strong risk-adjusted performance.

Performance

In evaluating the performance of the Company, we look at three key measures set out below. These performance numbers were achieved while holding an average of 36.9% in cash and term deposits with major Australian banks during the year.

1. How the investment manager performed

WAM Research's investment portfolio increased 22.8% for the 12 months to 30 June 2015, while the S&P/ASX All Ordinaries Accumulation Index increased by 5.7% and the S&P/ASX Small Ordinaries Accumulation Index increased 0.4%. This represents an outperformance of 17.1% and 22.4% respectively. This was achieved while holding an average 36.9% of the portfolio in cash during the year. This measure is before tax and all costs and is compared to the S&P/ASX All Ordinaries Accumulation Index and the S&P/ASX Small Ordinaries Accumulation Index which are also before tax and costs.

Performance at 30 June 2015	1 Yr	2 Yrs %pa	3 Yrs %pa	4 Yrs %pa	Since change in investment strategy (Jul-10) %pa
WAM Research Investment Portfolio*	22.8%	21.7%	24.5%	19.2%	18.8%
S&P/ASX All Ordinaries Accumulation Index	5.7%	11.5%	14.5%	8.7%	9.4%
Outperformance	+17.1%	10.2%	+10.0%	10.5%	+9.4%

* Investment performance and Index returns are before expenses, fees and taxes.

2. The movement in net tangible assets (NTA) after taxes, fees and other costs

WAM Research's after tax NTA, adjusted for dividends, increased 13.7% for the 12 months to 30 June 2015. This increase is after tax paid of 2.4 cents per share and 22,622,431 options exercised during the year. This performance measure shows the change in the value of the assets which belong to the shareholders over the 12 month period. Performance fees payable and corporate tax (30%) are significant items of difference between the investment portfolio and the net asset performance. The franking credits attached to corporate tax payments are available for distribution to shareholders through fully franked dividends.

WAM RESEARCH LIMITED

ABN 15 100 504 541

CHAIRMAN'S LETTER

3. Total shareholder return (TSR)

This measure shows the return to shareholders being the change in share price together with dividends reinvested. The TSR for WAM Research for the year to 30 June 2015 was 10.9%. The TSR was impacted by the decrease in the share price premium to NTA. This measure does not value the potential benefit of franking credits.

Investment Portfolio

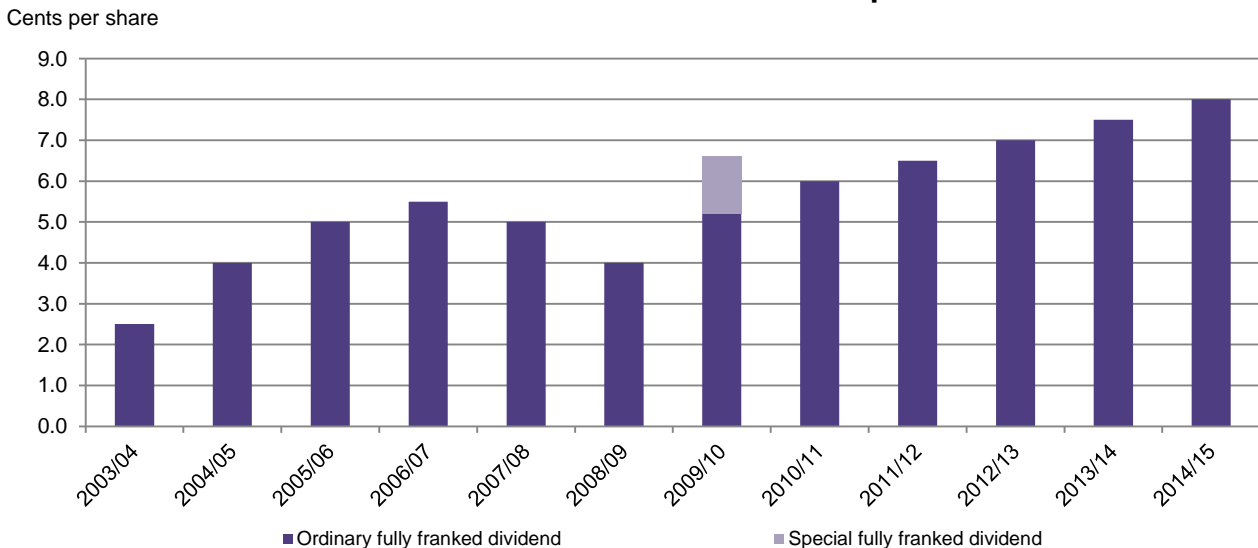
The Company's investment portfolio performed strongly during the financial year. The best performing stocks for FY2015 were: Mantra Group Limited (MTR), IPH Limited (IPH), and CSG Limited (CSV). We believe opportunities are, and continue to be, available irrespective of the direction of the overall equity market. In the last six months the Company has established new positions in stocks such as Eclipx Group Limited (ECX) and RCG Corporation Limited (RCG), while taking profits and rotating out of existing positions that have reached our valuation targets.

Dividends

On 24 August 2015, the Board announced a fully franked final dividend of 4.0 cents per share. This brought the FY2015 full year dividend to 8.0 cents per share fully franked, a 6.7% increase on the previous year.

The Board is committed to paying an increasing stream of fully franked dividends to shareholders, provided the Company has sufficient profit reserves and franking credits and it is within prudent business practices. The Company's ability to generate franking credits is dependent upon the receipt of franked dividends from investments and the payment of tax. Dividends are paid on a six-monthly basis and the dividend reinvestment plan is available to shareholders for both the interim and final dividend. The dividend reinvestment plan will be operating at a 2.5% discount for the final dividend.

WAM Research Dividends since inception



WAM RESEARCH LIMITED

ABN 15 100 504 541

CHAIRMAN'S LETTER

Capital Management

The Company raised a total of \$28,297,313 through the one-for-two Bonus Option Issue announced on the 28 October 2013. These options expired on 17 June 2015 with a total of 23,581,094 options exercised. The proceeds from the option issue have been invested in accordance with WAM Research's disciplined investment process. The objective of the option issue was to increase shareholder value by continuing to grow the Company's assets, lowering its fixed costs per share, increase its relevance in the market and increase liquidity of WAM Research's shares.

Equity Market Outlook

The equity market outlook for the next 12 months remains mixed. The recent fall in domestic and global markets indicates the six-and-a-half year bull market is near its end.

The recent reporting season failed to deliver positive news as analysts adjusted their earnings forecasts to reflect the uncertain conditions. We expect that some sectors of Australian equity market, such as retail, will benefit from low interest rates and improving domestic economic conditions in the face of slowing growth in China and falling commodities prices.

The prevalence of cheap debt and the strength of company balance sheets are expected to drive merger and acquisition activity in the 2016 financial year. This calendar year has been marked by major bids, such as iiNet, Amcom, and Toll Holdings. Companies with valuable intellectual property, strong cash flow, and a strategic industry position will be attractive to potential suitors.

We are cautious of the direction of the market and retain higher than average cash levels. This ensures we are well positioned to take advantage of opportunities as they emerge.

Company Outlook

WAM Research enters FY2016 with a conservative balance sheet, a high cash weighting, no debt and a flexible and proven investment approach. The Company will continue to seek opportunities irrespective of market conditions, having achieved outperformance through various market cycles. We remain well positioned to capitalise on market opportunities as they emerge. The investment team remains committed to identifying undervalued growth companies as they present themselves in the coming year.

Public Policy and Advocacy – Dividend Imputation

We remain engaged in public debate on issues affecting WAM Research and its shareholders. During the 2015 financial year we submitted our response to the Federal Government's Tax Discussion Paper, which flagged a review of the imputation system. The submission argued dividend imputation has significantly benefitted Australia's financial system. Dividend imputation leads to robust capital formation in Australia, efficient capital distribution, a more stable economy with reduced cyclicity and greater financial support for Australian charities. The removal or adjustment of dividend imputation would therefore be detrimental to the Australian financial system. We will continue to engage in this debate during the 2016 financial year.

Shareholder Communication

We take an active approach to keeping shareholders informed about WAM Research's activities and performance. Regular communications include monthly investment updates and NTA announcements, yearly and half yearly profit announcements, semi-annual shareholder briefings and access to all relevant information, such as independent research reports, on our website:

www.wamfunds.com.au.

WAM RESEARCH LIMITED

ABN 15 100 504 541

CHAIRMAN'S LETTER

We encourage shareholders and prospective investors to use the "Subscribe Here" feature on our website to receive Weekly Investor Updates and notifications when announcements and other important information are made available.

During the year we continued the successful and well-attended shareholder briefings, with presentations held in Sydney, Melbourne, Adelaide, Brisbane, Perth and Canberra. The team at Wilson Asset Management greatly values the opportunity to meet with our shareholders at the bi-annual events. We invite you to attend the upcoming briefings in November 2015 – please see details at the front of this document.

We aim to provide valuable and insightful communications and welcome all feedback on how we can improve our communication and engagement with shareholders – please contact our office on (02) 9247 6755 or email to info@wamfunds.com.au.

Thank you for your continued support.

A handwritten signature in black ink, appearing to be 'Geoff Wilson', with a long horizontal flourish extending to the right.

Geoff Wilson
Chairman

WAM RESEARCH LIMITED

ABN 15 100 504 541

OBJECTIVES AND INVESTMENT PROCESS

WAM Research Objectives

The investment objectives of WAM Research Limited ('WAM Research' or 'the Company') are to:

- provide investors a rising stream of fully franked dividends; and
- achieve a high real rate of return, comprising both income and capital growth within risk parameters acceptable to the Directors.

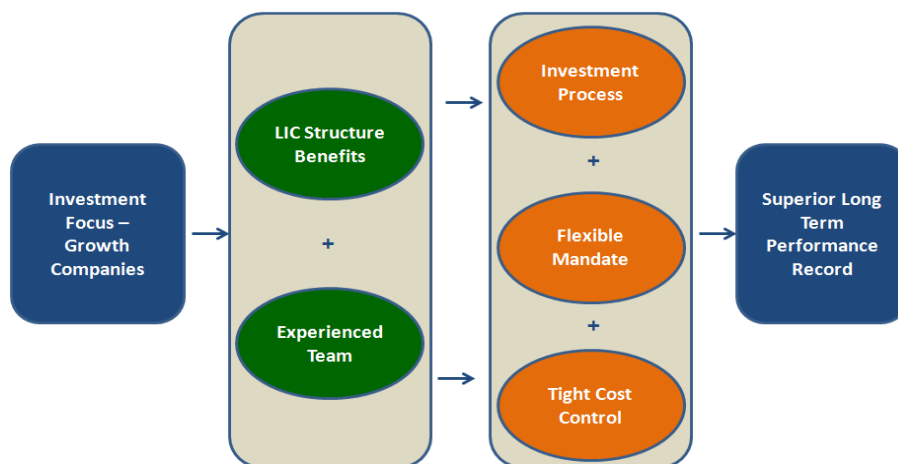
Our Approach and Business Model

Our focus is to invest in growth companies with an emphasis on identifying stocks that are under researched and undervalued. These companies have strong earnings growth, trade on low price to earnings multiples and have an experienced management team. They are well positioned in their industry and tend to be small to medium sized industrial companies listed on the ASX. We believe small cap stocks outperform their big cap rivals for a number of reasons:

- small companies tend to grow at a faster rate than their larger peers;
- the dilution of the Efficient Market Hypothesis in small cap stocks; and
- the increased possibility of corporate activity.

Our disciplined approach is to provide the maximum return possible while taking the minimum amount of risk. WAM Research has a relatively low risk profile for a number of reasons. If we do not identify a catalyst under our investment process, we revert to cash. The average cash position held over the last five years, since the adoption of the revised investment strategy, is 33.8%. The Company also has a low exposure to the resources sector because we consider this sector is subject to extreme volatility and is difficult to value according to conservative accounting and investment principles.

Business Model



Our investment team has over 65 years of collective experience in the Australian share market. The team comprises of Geoff Wilson as Chairman/Portfolio Manager, Chris Stott, Chief Investment Officer/Portfolio Manager, Martin Hickson, Senior Equity Analyst/Dealer, Matthew Haupt, Senior Equity Analyst and Tobias Yao, Equity Analyst. The team spends as much time as possible researching and meeting with the management of investee companies.

WAM RESEARCH LIMITED

ABN 15 100 504 541

OBJECTIVES AND INVESTMENT PROCESS

Our Style

Our investment style can be summarised as:

- fundamental bottom-up approach
- absolute return focus, benchmark unaware
- quick decision making from a flat organisational structure
- increased flexibility due to the relatively small funds under management and flexible mandates
- a focus on risk adjusted returns with above average cash positions

Investment Process

WAM Research's investment strategy is solely research-driven, providing investors with exposure to undervalued growth companies.

Our research methodology is centred on extensive company research, including meeting with senior executives. This process is very labour intensive with over 1,000 company meetings each year. WAM Research forecasts free cashflows, then rates the company with respect to its management, earnings growth potential, valuation and industry position. We buy when we can identify a catalyst or an event that will change the market's valuation, and sell when the company reaches our valuation.

Research Driven Investment Process



We also participate in investment opportunities that provide the Company with a yield that is better than our return on cash.

WAM RESEARCH LIMITED

ABN 15 100 504 541

CORPORATE GOVERNANCE STATEMENT

The Board is committed to the Company operating effectively and in the best interests of shareholders. The Board has followed the principles and best practice recommendations established by the ASX Corporate Governance Council having regard to the nature of the Company's activities and its size. The Company has adopted the ASX Corporate Governance Principles and Recommendations with 2014 Amendments (3rd Edition) for the 2015 financial year, subject to the exceptions noted below.

Lay solid foundations for management and oversight (Recommendations: 1.1 to 1.7)

The Company has a Board but no full time employees. Subject at all times to any written guidelines issued by the Board of Directors of WAM Research Limited, the day-to-day management and investment of funds is carried out by MAM Pty Limited ("the Manager") pursuant to a management agreement. Consequently, there is no need to delegate functions to senior management or for a process to evaluate the performance of senior executives or for a diversity policy under Recommendations 1.1, 1.3, 1.5 and 1.7.

The role of the Board is to set strategic direction, approve capital management initiatives and to be responsible for the overall corporate governance of the Company which includes:

- To oversee and monitor the performance of the Manager's compliance with the management agreement and to ensure that the Manager is monitoring the performance of other external service providers;
- Ensuring adequate internal controls exist and are appropriately monitored for compliance;
- Ensuring significant business risks are identified and appropriately managed;
- Approving the interim and final financial statements and related reports and generally various other communications to the ASX and shareholders that the Board deems material; and
- Setting appropriate business standards and codes for ethical behaviour.

The Board aims to ensure that all Directors and the Manager act with the utmost integrity and objectivity and endeavour to enhance the reputation of the Company. The Board aims to act in a manner designed to create and build sustainable value for shareholders.

Each Director has undergone background and other checks before appointment. The Board ensures that security holders are provided in advance with all material information in its possession relevant to a decision on whether or not to elect or re-elect a Director. The skills, experience and expertise relevant to the position of each Director who is in office at the date of the Annual Report and their term in office are detailed in the Directors' Report on pages 14 to 18.

The Board comprises experienced Company directors who have each received a formal letter of engagement and who are fully aware of the terms of their appointment including their roles and responsibilities.

The Board has appointed an experienced Company Secretary who is directly accountable to the Board.

As the Company has no full time employees, a diversity policy has not been established under Recommendation 1.5. The Board's composition is reviewed on an annual basis. In the event a vacancy arises, the Board will include diversity in its nomination process. Currently, there is one woman on the Board who is both Director and Company Secretary. The Company is not a relevant employer under the Workplace Gender Equality Act.

WAM RESEARCH LIMITED

ABN 15 100 504 541

CORPORATE GOVERNANCE STATEMENT

The performance of directors will be assessed and reviewed by the Board. To determine whether it is functioning effectively, the Board shall:

- review its Corporate Governance Charter annually; and
- perform an evaluation of the Board's performance at intervals considered appropriate.

The Board is responsible for undertaking an annual performance evaluation of itself and its members in light of the Company's Corporate Governance Charter. The Board will review its performance by discussion and by individual communication with the Chairman and by reference to generally accepted board performance standards. A copy of the Corporate Governance Charter can be found at the Corporate Governance section of the Company's website.

Structure the Board to add value (Recommendations: 2.1 to 2.6)

A nomination committee has not been formed under Recommendation 2.1. The Board as a whole considers the composition of the Board and appointment of new Directors. The Board identifies suitable candidates to fill vacancies as they arise with the aim of achieving the optimal mix of skills and diversity.

The Company supports the appointment of Directors who bring a wide range of business, investment and professional skills and experience. While the Company does not have or disclose a formal skills matrix it does consider directors attributes prior to any appointment. The qualifications, skills, experience and expertise relevant to the position of Director held by each Director in office at the date of the Annual Report and their attendance at Board and Committee meetings is included in the Annual Report.

The Board has the following three independent Directors:

- John Abernethy
- Julian Gosse
- Matthew Kidman

These Directors are considered independent as per the criteria outlined in the Board of Directors Charter which includes the Company's criteria for independence of Directors, and can be found in the Corporate Governance section of the Company's website. The criteria is in accordance with ASX Corporate Governance Council's Principles.

Whilst the Company agrees with the benefits of a majority of independent Directors, under Recommendation 2.4, it believes that it can better achieve the results of the Company with the current Board's level of expertise and without burdening shareholders with the additional costs associated with adding further independent Directors.

The appointment dates of each Director are shown in the Directors' Report in the Annual Report.

The Chairman is not an independent Director. The Company believes that an independent Chairman, under Recommendation 2.5, does not necessarily improve the function of the Board. The Company believes that when the Chairman is a significant driver behind the business and is a sizeable shareholder, as is the case with this Company, it adds value to the Company and all shareholders' benefit. The Company does not employ a CEO, consequently Recommendation 2.5 is not applicable.

WAM RESEARCH LIMITED
ABN 15 100 504 541

CORPORATE GOVERNANCE STATEMENT

Under the Board of Directors Charter, the performance of each Director was reviewed by the Chairman during the year and the Board undertook the annual review of the performance of the Chairman to ensure the Board's activities continue to be efficiently organised and conducted. At every annual general meeting one third of the Directors must retire from office and be eligible for re-election. Shareholder approval is required on the composition of the Board.

Due to the fact that directors are chosen for their specialist knowledge of their sector, the Board induction process is of an informal nature. New Directors are fully briefed about the nature of the business, current issues, the corporate strategy and the expectations of the Company concerning performance of Directors. Directors are given access to continuing education opportunities to update and enhance their skills and knowledge.

Act ethically and responsibly (Recommendations: 3.1)

The Company has established a Directors Code of Conduct which sets out the Company's key values and how they should be applied within the workplace and in dealings with those outside of the Company. The Directors Code of Conduct can be found in the Corporate Governance section of the Company's website.

Safeguarding integrity in corporate reporting (Recommendations: 4.1 to 4.3)

The Company has formed an Audit & Risk Committee consisting of three Independent Directors. This is considered adequate given the size of the Board and the nature of the Company. The members of the Audit & Risk Committee are:

- John Abernethy Chairman, Independent Director
- Julian Gosse Independent Director
- Matthew Kidman Independent Director

The qualifications of those appointed to the Committee are detailed in the Directors' Report on pages 14 to 18.

The Audit & Risk Committee Charter can be found in the Corporate Governance section of the Company's website.

The Committee formally reports to the Board after each meeting. Details of the number of meetings of the Audit & Risk Committee during the 2015 year are set out in the Directors' Report.

The Company's external audit is undertaken by Moore Stephens Sydney and the audit engagement partner is required to be changed at regular intervals. Scott Whiddett, a partner of Moore Stephens Sydney, is the partner responsible for the external audit of the Company for the 2015 financial year. The external auditors are requested to attend the Annual General Meeting and are available to answer shareholders' questions regarding the conduct of the audit and preparation of the Auditor's Report.

The Company's external accountants, along with the Manager of the Company, provide written confirmations to the Board that the Company's Financial Reports present a true and fair view, in all material respects, of the Company's financial condition and operational results and are in accordance with relevant accounting standards; and that this statement is founded on a sound system of risk management and internal compliance and control which implements the policies adopted by the Board.

WAM RESEARCH LIMITED
ABN 15 100 504 541

CORPORATE GOVERNANCE STATEMENT

Make timely and balanced disclosure (Recommendations: 5.1)

The Company has established a continuous disclosure policy to ensure compliance with the continuous disclosure obligations under the ASX Listing Rules and the *Corporations Act 2001*. The policy aims to ensure all investors have equal and timely access to material information concerning the Company and that Company announcements are factual and presented in a clear and balanced way. The Continuous Disclosure Policy can be found in the Corporate Governance section of the Company's website.

Respect the rights of security holders (Recommendations: 6.1 to 6.4)

The Company's Corporate Governance Charter is available on the Company's website.

The Board aims to ensure that the shareholders are informed of all major developments affecting the Company's state of affairs. The Company Secretary is primarily responsible for coordinating the disclosure of information to shareholders and regulators under the direction of the Board.

The Company is committed to:

- ensuring that shareholders and the financial markets are provided with full and timely information about the Company's activities in a balanced and understandable way through the annual and half yearly reports, Investor Presentations, ASX releases, general meetings and the Company's website;
- complying with continuous disclosure obligations contained in the applicable ASX Listing Rules and the Corporations Act in Australia; and
- encouraging shareholder participation at general meetings.

The Board encourages full participation of shareholders at the Annual General Meeting ('AGM') to ensure a high level of accountability and identification with the Company's strategy. Shareholder information sessions are also held twice a year in May and November following the AGM. These provide an informal forum where shareholders are given the opportunity to raise questions and participate in general discussion about the Company.

The Communications Policy can be found in the Corporate Governance section of the Company's website.

The Company's registrar, Boardroom Pty Limited, provides the option for shareholders to receive and send communications electronically. Shareholders are encouraged to create an online account at www.clientonline.com.au.

Recognise and manage risk (Recommendations: 7.1 to 7.4)

The Company has formed an Audit & Risk Committee consisting of three Independent Directors. This is considered adequate given the size of the Board and the nature of the Company. The members of the Audit & Risk Committee are:

- | | |
|------------------|--------------------------------|
| ➤ John Abernethy | Chairman, Independent Director |
| ➤ Julian Gosse | Independent Director |
| ➤ Matthew Kidman | Independent Director |

The qualifications of those appointed to the Committee and their attendance at Audit and Risk Committee meetings are detailed in the Directors' Report on pages 14 to 21.

WAM RESEARCH LIMITED
ABN 15 100 504 541

CORPORATE GOVERNANCE STATEMENT

The Audit & Risk Committee Charter can be found in the Corporate Governance section of the Company's website.

The Company, in conjunction of the Manager, has an established enterprise risk management program in accordance with the International Risk Standard AS/NZS ISO 31000:2009. It also has an established internal control program based upon the principles set out in the Australian Compliance Standard AS 3806:2006.

The Company's enterprise risk management program addresses its material business risks. Each identified risk is individually assessed in terms of the likelihood of the risk event occurring and the potential consequences in the event that the risk event was to occur. The CompliSpace Assurance software has been implemented through which material business risks and the mitigating controls can be monitored in real time. It also ensures transparency of data and ease of reporting to the Board on the performance of its enterprise risk and compliance programs.

The Manager has provided to the Board a report as to the overall effectiveness of the Company's management of its material business risks.

The Board has received assurance from the Director and Chief Executive Officer of the Manager that in their view:

- the declaration provided in accordance with section 295A of the *Corporations Act 2001* is founded on a sound system of risk management and internal control; and
- the system of risk management and internal control is operating effectively in all material respects in relation to financial reporting risks.

The Board requires the Manager to report annually on the operation of internal controls to manage the Company's material business risk, reviews any external audit commentary in respect to internal controls and conducts any other investigations it requires in order to report on the effectiveness of the internal control system. In respect of the current financial year all necessary declarations have been submitted to the Board.

The Company does not have an internal audit function.

A summary of financial risks including market, credit, and liquidity are included in Note 15 in the Annual Report.

The Manager is primarily responsible for recognising and managing operational risk issues such as legal and regulatory risk, systems and process risk and outsourcing risk. The Company outsources its administrative functions to service providers: Wilson Asset Management (International) Pty Limited (accounting and compliance), RBC Investor Services (custody) and Boardroom Pty Limited (share registry) and accordingly risk issues associated with these activities are handled in accordance with the service provider's policies and procedures.

MAM Pty Limited, the Manager, is required to act in accordance with the investment management agreement and reports to the Board regularly on the Company's performance and any material actions that have occurred in the period.

WAM RESEARCH LIMITED

ABN 15 100 504 541

CORPORATE GOVERNANCE STATEMENT

Remuneration fairly and responsibly (Recommendations: 8.1 to 8.3)

A remuneration committee has not been formed under Recommendation 8.1. The Board believes that such a committee would not serve to protect or enhance the interests of the shareholders. The Board as a whole considers the issue of remuneration.

The maximum total remuneration of the Directors of the Company has been set at \$100,000 per annum to be divided in such proportions as they agree. The scope of the Company's operations, and the frequency of Board meetings are principal determinants of the fee level. Further detail is provided in the Directors' Report on page 18.

All directors of WAM Research are non-executive directors. Accordingly, the requirement under Recommendation 8.2 to distinguish the structure of the remuneration paid to executive and non-executive directors is not applicable to the Company.

No equity based remuneration is paid to Directors. Directors do not receive bonuses nor are they issued options on securities as part of their remuneration.

The Chairman of WAM Research Limited is a Director of MAM Pty Limited. Further detail is provided in the Directors' Report.

WAM RESEARCH LIMITED
ABN 15 100 504 541

DIRECTORS' REPORT TO SHAREHOLDERS
FOR THE YEAR ENDED 30 JUNE 2015

The Directors present their report together with the financial report of WAM Research Limited ('the Company') for the financial year ended 30 June 2015.

Principal Activity

The principal activity of the Company is making investments in listed companies. The Company's investment objectives are to achieve a high real rate of return, comprising both income and capital growth, within the risk parameters acceptable to the Directors. No change in this activity is likely in the future.

Operating and Financial Review

Investment operations over the year resulted in a 24.7% increase in operating profit before tax to \$26,593,122 (2014: \$21,333,687) and a 23.1% increase in operating profit after tax of \$19,463,163 (2014: \$15,816,590). The increase in profit reflects the investment portfolio returning 22.8% in the year, against 20.5% in FY2014 over an increased capital base. WAM Research achieved record outperformance of 17.1% against the S&P/ASX All Ordinaries Accumulation Index, while being on average 63.1% invested in equities.

Under Australian Accounting Standards, realised gains and losses on the investment portfolio and dividend income are added to or reduced by the changes in the market value of WAM Research's investments. This can lead to large variations in reported profits. We believe a more appropriate measure of the results is the change in Net Tangible Asset (NTA) per share, adjusted for dividends. The after tax NTA, adjusted for dividends, increased 13.7% for the 12 months to 30 June 2015. This increase is after tax paid of 2.4 cents per share and options exercised during the year.

The NTA after tax for each share as at 30 June 2015 amounted to 112.43 cents per share (2014: 105.85). The NTA before tax was 114.49 cents per share (2014: 107.19). These figures are after the payment of 7.75 cents in fully franked dividends to shareholders during the year (2014: 7.25 cents).

Further information on the operating and financial review of the Company is contained in the Chairman's Letter on pages 1 to 4 of the Annual Report.

Financial Position

The net asset value of the Company for the current financial year was \$186,168,680 (2014: \$148,555,696). Further information on the financial position of the Company is contained in the Chairman's Letter on pages 1 to 4 of the Annual Report.

Significant Changes in State of Affairs

There was no significant change in the state of affairs of the Company during the year ended 30 June 2015.

Dividends Paid or Recommended

Dividends paid or declared are as follows:

Fully franked 2014 final dividend of 3.75 cents per share was paid on 24 October 2014	\$5,288,797
Fully franked 2015 interim dividend of 4.0 cents per share was paid on 28 May 2015	\$6,547,663

WAM RESEARCH LIMITED
ABN 15 100 504 541

DIRECTORS' REPORT TO SHAREHOLDERS
FOR THE YEAR ENDED 30 JUNE 2015

Since year end the Board has declared a final dividend of 4.0 cents per share fully franked to be paid on 23 October 2015.

Bonus Option issue – Expired on 17 June 2015

The Company raised a total of \$28,297,313 through the one-for-two Bonus Option Issue announced on the 28 October 2013. These options expired on the 17 June 2015 with 23,581,094 options exercised.

Directors

The following persons were Directors of the Company during the whole of the financial year and up to the date of this report:

G.J. Wilson
M.J. Kidman
J.J. Gosse
J.B. Abernethy
K.A. Thorley (appointed 1 August 2014)
C.D. Stott (appointed 1 August 2014)

Information on Directors

Geoffrey Wilson (Chairman – Non-independent)

Experience and expertise

Geoffrey Wilson has over 35 years experience in the Australian and international securities industry. He holds a Bachelor of Science Degree and a Graduate Management Qualification. He is also a Fellow of the Australian Institute of Company Directors and a Fellow of the Securities Institute of Australia.

Geoffrey Wilson has been Chairman of the Company since June 2003.

Other current directorships

Geoffrey Wilson is currently Chairman of WAM Capital Limited (appointed March 1999), WAM Active Limited (appointed July 2007) and the Australian Stockbrokers Foundation. He is the founder and a Director of Future Generation Global Investment Company Limited (appointed May 2015) and Future Generation Investment Company Limited (appointed July 2014) and a Director of Australian Leaders Fund Limited (appointed October 2003), Clime Capital Limited (appointed November 2003), Global Value Fund Limited (appointed April 2014), Century Australia Investments Limited (appointed September 2014), Incubator Capital Limited (appointed February 2000), Sporting Chance Cancer Foundation, Australian Fund Managers Foundation, Odyssey House McGrath Foundation, the Australian Children's Music Foundation and he is a Member of the Second Bite NSW Advisory Committee. He is also founder and Director of investment management companies Wilson Asset Management (International) Pty Limited and MAM Pty Limited.

Former directorships in the last 3 years

Geoffrey Wilson is a former Director of Cadence Capital Limited (November 2003 to February 2013).

WAM RESEARCH LIMITED

ABN 15 100 504 541

DIRECTORS' REPORT TO SHAREHOLDERS FOR THE YEAR ENDED 30 JUNE 2015

Geoffrey Wilson (Chairman – Non-independent) (cont'd)

Special responsibilities

Chairman of the Board.

Interests in shares of the Company

Details of Geoffrey Wilson's interests in shares of the Company are included later in this report.

Interests in contracts

Details of Geoffrey Wilson's interests in contracts of the Company are included later in this report.

Matthew Kidman (Director – Independent)

Experience and expertise

In 2015, Matthew Kidman became Principal and Portfolio Manager of Centennial Asset Management Pty Limited. Previously, Matthew Kidman worked as a Portfolio Manager at Wilson Asset Management (International) Pty Limited for 13 years between 1998 and 2011. Prior to joining Wilson Asset Management, Matthew worked as a finance journalist at the Sydney Morning Herald between the years 1994 and 1998. In 1997 he was made Business Editor of the paper and was charged with the responsibility of company coverage. He has degrees in Law and Economics and a Graduate Diploma in Applied Finance.

Matthew Kidman has been a Director of the Company since May 2002.

Other current directorships

Matthew Kidman is currently Chairman of Watermark Market Neutral Fund Limited (appointed May 2013). He is a Director of WAM Capital Limited (appointed March 1999), WAM Active Limited (appointed July 2007), Incubator Capital Limited (appointed February 2000), Centrepont Alliance Limited (appointed February 2012) and Sandon Capital Investments Limited (appointed October 2013).

Former directorships in the last 3 years

Matthew Kidman has not resigned as a Director from any listed companies within the last three years.

Special responsibilities

Member of the Audit & Risk Committee.

Interests in shares of the Company

Details of Matthew Kidman's interests in shares of the Company are included later in this report.

Interests in contracts

Matthew Kidman has no interests in contracts of the Company.

John Abernethy (Director – Independent)

Experience and expertise

John Abernethy has over 30 years experience in funds management and corporate advisory. He spent ten years at NRMA Investments as Head of Equities managing portfolios. In 1994 he joined Poynton Corporate Limited as an Executive Director before forming Clime Investment Management Limited in 1996. John was also appointed Chairman of Clime Capital Limited in July 2009. He has a Bachelor of Law and Commerce from University of NSW.

WAM RESEARCH LIMITED

ABN 15 100 504 541

DIRECTORS' REPORT TO SHAREHOLDERS FOR THE YEAR ENDED 30 JUNE 2015

John Abernethy (Director – Independent) (cont'd)

John Abernethy has been a Director of the Company since May 2002.

Other current directorships

John Abernethy is Chairman of Clime Capital Limited (appointed July 2009). He is Executive Director of Clime Investment Management Limited (appointed July 2000), WAM Active Limited (appointed November 2007), Australian Leaders Fund Limited (appointed November 2003), Jasco Holdings Limited and Watermark Market Neutral Fund Limited (appointed June 2013).

Former directorships in the last 3 years

John Abernethy has not resigned as a Director from any listed companies within the last three years.

Special responsibilities

Chairman of the Audit & Risk Committee.

Interests in shares of the Company

Details of John Abernethy's interests in shares of the Company are included later in the report.

Interests in contracts

John Abernethy has no interests in contracts of the Company.

Julian Gosse (Director – Independent)

Experience and expertise

Julian Gosse has spent the last 20 years of his career working as a Professional Director of Public Companies. Prior to that he was involved in the stockbroking, merchant banking and venture capital industries.

Julian Gosse has been a Director of the Company since June 2003.

Other current directorships

Julian Gosse is a non-executive Director of Iron Road Limited (appointed May 2009). He is also a Director of Australian Leaders Fund Limited (appointed October 2003) and Clime Capital Limited (appointed November 2003).

Former directorships in the last 3 years

Julian Gosse resigned as a Director of ITL Limited in January 2014.

Special responsibilities

Member of the Audit & Risk Committee.

Interests in shares of the Company

Details of Julian Gosse's interests in shares of the Company are included later in this report.

Interests in contracts

Julian Gosse has no interests in contracts of the Company.

WAM RESEARCH LIMITED

ABN 15 100 504 541

DIRECTORS' REPORT TO SHAREHOLDERS FOR THE YEAR ENDED 30 JUNE 2015

Chris Stott (Director – Non-independent)

Experience and expertise

Chris Stott has over 12 years experience in the funds management industry. Chris is the Chief Investment Officer/Portfolio Manager of Wilson Asset Management (International) Pty Limited and is responsible for the research, management and construction of the company's portfolios. Previously, Chris was employed at Challenger Financial Services Group for four years in various research and administrative roles specialising in Australian Equities. He holds a Bachelor of Business from the University of Technology, Sydney and a Graduate Diploma in Applied Finance and Investment.

Chris Stott has been a Director of the Company since 1 August 2014.

Other current directorships

Chris Stott is a Director of WAM Active Limited (appointed July 2014) and WAM Capital (appointed May 2015).

Former directorships in the last 3 years

Chris Stott has not resigned as a Director from any listed companies within the last three years.

Special responsibilities

None

Interests in shares of the Company

Details of Chris Stott's interests in shares of the Company are included later in this report.

Interests in contracts

Details of Chris Stott's interest in contracts of the company are included later in this report.

Kate Thorley (Director – Non-independent/Company Secretary)

Experience and expertise

Kate Thorley has over 10 years experience in the funds management industry and more than 15 years of financial accounting and corporate governance experience. Kate is the Chief Executive Officer of Wilson Asset Management (International) Pty Limited, Director of WAM Active Limited (appointed July 2014), Future Generation Investment Company Limited (appointed April 2015) and is a non-executive Director of Sandon Capital Opportunities Pty Limited. Kate is also the Company Secretary of WAM Capital Limited, WAM Research Limited and Future Generation Global Investment Company Limited. Previously, Kate held the positions of Chief Financial Officer and Financial Accountant for Wilson Asset Management (International) Pty Limited. She holds a Bachelor of Commerce, a Graduate Diploma in Applied Finance and Investment, Graduate Diploma of Applied Corporate Governance and is a fully qualified CPA

Kate Thorley has been a Director of the Company since 1 August 2014 and Company Secretary since October 2008.

Other current directorships

Kate Thorley is a non-executive Director of Sandon Capital Opportunities Pty Limited, Future Generation Investment Company Limited (appointed April 2015) and WAM Active Limited (appointed July 2014).

WAM RESEARCH LIMITED
ABN 15 100 504 541

DIRECTORS' REPORT TO SHAREHOLDERS
FOR THE YEAR ENDED 30 JUNE 2015

Kate Thorley (Director – Non-independent/Company Secretary) (cont'd)

Former directorships in the last 3 years

Kate Thorley has not resigned as a Director from any listed companies within the last three years.

Special responsibilities

Company Secretary

Interests in shares of the Company

Details of Kate Thorley's interests in shares of the Company are included later in this report.

Interests in contracts

Details of Kate Thorley's interest in contracts of the company are included later in this report.

Remuneration Report (Audited)

This report details the nature and amount of remuneration for each Director of WAM Research Limited.

a) Remuneration of Directors

All Directors of WAM Research are non-executive Directors. The Board from time to time determines remuneration of Directors within the maximum amount approved by the shareholders at the Annual Shareholders Meeting. Directors are not entitled to any other remuneration.

Fees and payments to Directors reflect the demands that are made on and the responsibilities of the Directors and are reviewed annually by the Board. The Company determines the remuneration levels and ensures they are competitively set to attract and retain appropriately qualified and experienced Directors.

The maximum total remuneration of the Directors of the Company has been set at \$100,000 per annum. Directors do not receive bonuses nor are they issued options on securities as part of their remuneration. Directors' fees cover all main Board activities and membership of committees.

Directors' remuneration received for the year ended 30 June 2015:

Director	Position	Short-term employee benefits Directors' Fees \$	Post-employment benefits Superannuation \$	Total \$
G.J. Wilson	Chairman	9,132	868	10,000
M.J. Kidman	Director	25,114	2,386	27,500
J.B. Abernethy	Director	25,114	2,386	27,500
J.J. Gosse	Director	27,500	-	27,500
K.A Thorley	Director	-	-	-
C.D. Stott	Director	6,849	651	7,500
		93,709	6,291	100,000

Kate Thorley was paid \$15,000 in relation to her role as Company Secretary for WAM Research for FY2015 and FY2014.

WAM RESEARCH LIMITED
ABN 15 100 504 541

DIRECTORS' REPORT TO SHAREHOLDERS
FOR THE YEAR ENDED 30 JUNE 2015

Remuneration Report (Audited) (cont'd)

Directors receive a superannuation guarantee contribution required by the government, which was 9.5% of individuals benefits for FY2015 and do not receive any retirement benefits. Directors may also elect to salary sacrifice their fees into superannuation.

The following table reflects the Company's performance and Directors' remuneration over five years:

	2015	2014	2013	2012	2011
Operating profit after tax (\$)	19,463,163	15,816,590	16,684,313	1,956,069	9,414,300
Fully franked dividends (cents per share)	8.0	7.5	7.0	6.5	6.0
After tax net tangible asset (cents per share)	112.43	105.85	99.14	89.32	92.73
Total Directors' remuneration (\$)	100,000	92,500	92,500	92,500	75,000
Shareholders' equity (\$)	186,168,680	148,555,696	121,750,967	108,215,410	111,441,067

As outlined above, the Directors' fees are not directly linked to the Company's performance.

b) Director Related Entities Remuneration

All transactions with related entities were made on normal commercial terms and conditions and at market rates.

Geoffrey Wilson is the Director of MAM Pty Limited, the entity appointed to manage the investment portfolio of WAM Research Limited. Entities associated with Geoffrey Wilson hold 100% of the issued shares of MAM Pty Limited. The core duties of the Manager in addition to managing the investment portfolio of WAM Research Limited include the provision of financial and administrative support to ensure the maintenance of the corporate and statutory records of the Company; liaison with the ASX with respect to compliance with the ASX Listing Rules; liaison with ASIC with respect to compliance with the *Corporations Act 2001*; liaison with the share registrar of the Company; investor relations; and the provision of information necessary for the maintenance of financial accounts of the Company to be completed. In its capacity as Manager, MAM Pty Limited was paid a management fee of 1% p.a. (plus GST) of gross assets amounting to \$1,884,077 inclusive of GST (2014: \$1,614,576). As at 30 June 2015, the balance payable to the Manager was \$530,950 inclusive of GST (2014: \$416,242).

In addition, MAM Pty Limited is to be paid, annually in arrears, a performance fee being 20% of:

- where the level of the S&P All Ordinaries Accumulation Index has increased over that period, the amount by which the value of the portfolio exceeds this increase; or
- where the S&P All Ordinaries Accumulation Index has decreased over that period, the amount of the increase in value of the portfolio.

WAM RESEARCH LIMITED
ABN 15 100 504 541

DIRECTORS' REPORT TO SHAREHOLDERS
FOR THE YEAR ENDED 30 JUNE 2015

Remuneration Report (audited) (cont'd)

No performance fee is payable in respect of any performance period where the portfolio has decreased in value over that period. For the year ended 30 June 2015, a performance fee of \$5,116,440 inclusive of GST was payable to MAM Pty Limited (2014: \$745,083).

Wilson Asset Management (International) Pty Limited employs accounting personnel to provide accounting services to WAM Research Limited. These services are provided on commercial terms and amounted to \$38,500 inclusive of GST for the financial year 2015 (2014: \$38,500). Wilson Asset Management (International) Pty Limited is a Director associated entity.

These amounts are in addition to the above Directors' remuneration. Since the end of the previous financial year, no Director has received or become entitled to receive a benefit (other than those detailed above) by reason of a contract made by the Company or a related Company with the Director or with a firm of which he is a member or with a Company in which he has substantial financial interest.

c) Remuneration of Executives

There are no executives that are paid by the Company. MAM Pty Limited, the Manager of the Company provides the day to day management of the Company and is remunerated as outlined above.

d) Equity Instruments Disclosures of Directors and Related Parties

As at 30 June 2015, and the date of this report, the Company's Directors and their related parties held the following interests in the Company:

Directors	Ordinary Shares
G.J. Wilson	7,125,332
M.J. Kidman	366,859
J.B. Abernethy	60,000
J.J. Gosse	-
K.A. Thorley	44,452
C.D. Stott	88,747

For further details, please refer to Note 18 of the financial statements.

Directors and Director related entities disposed of and acquired ordinary shares and options over ordinary shares in the Company on the same terms and conditions available to other shareholders. The Directors have not, during or since the end of the financial year, been granted options over unissued shares or interests in shares of the Company as part of their remuneration.

- End of Remuneration Report -

WAM RESEARCH LIMITED

ABN 15 100 504 541

DIRECTORS' REPORT TO SHAREHOLDERS FOR THE YEAR ENDED 30 JUNE 2015

Directors' Meetings

Director	No. eligible to attend	Attended
G.J. Wilson	5	5
M.J. Kidman	5	5
J.B. Abernethy	5	5
J.J. Gosse	5	5
K.A. Thorley	5	5
C.D. Stott	5	5

Audit & Risk Committee Meetings

The main responsibilities of the Audit & Risk Committee are set out in the Corporate Governance section on page 9 of the Annual Report.

Director	No. eligible to attend	Attended
J.B. Abernethy	2	2
M.J. Kidman	2	2
J.J. Gosse	2	2

After Balance Date Events

Since year end, the Company declared a final dividend of 4.0 cents per share fully franked to be paid on 23 October 2015.

No other matters or circumstances have arisen since the end of the financial year which significantly affect or may significantly affect the operations of the economic entity, the results of those operations, or the state of affairs of the economic entity in subsequent financial years.

Future Developments

The Company will continue to pursue investment activities – primarily investing in equities listed on the Australian Securities Exchange – to achieve the Company's stated objectives.

The Company's future performance is dependent on the performance of the Company's investments. In turn, the performance of these investments is impacted by investee company-specific factors and prevailing industry conditions. In addition, a range of external factors including economic growth rates, interest rates, exchange rates and macro-economic conditions impact the overall equity market and these investments.

As such, we do not believe it is possible or appropriate to accurately predict the future performance of the Company's investments and, therefore, the Company's performance.

Environmental Regulation

The Company's operations are not regulated by any environmental regulation under a law of the Commonwealth or of a State or Territory.

WAM RESEARCH LIMITED

ABN 15 100 504 541

DIRECTORS' REPORT TO SHAREHOLDERS FOR THE YEAR ENDED 30 JUNE 2015

Indemnification and Insurance of Officers or Auditors

During the financial year the Company paid a premium in respect of a contract insuring the Directors of the Company, the Company Secretary and any related body corporate against liability incurred as such by a Director or Secretary to the extent permitted by the *Corporations Act 2001*. The contract of insurance prohibits disclosure of the nature of the liability and the amount of the premium.

No indemnities have been given or insurance premiums paid during or since the end of the financial year, for any person who is or has been an auditor of the Company.

Proceedings on behalf of the Company

No person has applied for leave of Court to bring proceedings on behalf of the Company or intervene in any proceedings to which the Company is a party for the purpose of taking responsibility on behalf of the Company for all or any part of those proceedings. The Company was not a party to any such proceedings during the year.

Non Audit Services

During the year Moore Stephens Sydney, the Company's auditor, did not perform any other services in addition to their statutory duties for the Company. Moore Stephens Sydney Pty Limited, a related party of the Company's auditor, performed taxation services for the Company. Details of the amounts paid to the auditors and their related parties are disclosed in Note 5 to the financial statements.

The Board of Directors, in accordance with advice from the Audit & Risk Committee, is satisfied that the provisions of non-audit services during the year is compatible with the general standard of independence for auditors imposed by the *Corporations Act 2001*. The Directors are satisfied that the services disclosed in Note 5 did not compromise the external auditor's independence for the following reasons:

- all non-audit services are reviewed and approved by the Audit & Risk Committee prior to commencement to ensure they do not adversely affect the integrity and objectivity of the auditor; and
- the nature of the services provided do not compromise the general principles relating to auditor independence in accordance with the APES 110: Code of Ethics for Professional Accountants set by the Accounting Professional and Ethical Standards Board.

Auditor's Independence Declaration

A copy of the Auditor's Independence Declaration as required under Section 307C of the *Corporations Act 2001* is set out on page 23 of this Annual Report.

Signed in accordance with a resolution of the Board of Directors.



G.J Wilson
Chairman

Dated in Sydney this 30th day of September 2015

Level 15, 135 King Street
Sydney NSW 2000

GPO Box 473
Sydney, NSW 2001

T +61 (0)2 8236 7700

F +61 (0)2 9233 4636

www.moorestephens.com.au

Auditor's Independence Declaration to the Directors of WAM Research Limited

As lead auditor for the audit of WAM Research Limited for the year ended 30 June 2015, I declare that to the best of my knowledge and belief, there have been:

- a. no contraventions of the auditor independence requirements of the *Corporations Act 2001* in relation to the audit; and
- b. no contraventions of any applicable code of professional conduct in relation to the audit.

This declaration is in respect of WAM Research Limited during the period.



Moore Stephens Sydney
Chartered Accountants



Scott Whiddett
Partner

Dated in Sydney, 30 September 2015

WAM RESEARCH LIMITED
ABN 15 100 504 541

INCOME STATEMENT
FOR THE YEAR ENDED 30 JUNE 2015

	Note	2015 \$	2014 \$
Net realised and unrealised gains on financial assets		28,482,501	19,007,677
Investment revenue	2	5,447,006	5,338,660
Management fees		(1,755,617)	(1,504,491)
Performance fees		(4,767,592)	(694,282)
Directors fees		(100,000)	(92,500)
Brokerage expense on share purchases		(322,957)	(317,313)
Custody fees		(40,498)	(41,455)
ASX listing and chess fees		(82,209)	(98,463)
Share registry fees		(80,165)	(87,984)
Other expenses from ordinary activities		<u>(187,347)</u>	<u>(176,162)</u>
Profit before income tax		26,593,122	21,333,687
Income tax expense	3(a)	<u>(7,129,959)</u>	<u>(5,517,097)</u>
Profit attributable to members of the Company		<u>19,463,163</u>	<u>15,816,590</u>
Basic earnings per share	14	<u>13.4 cents</u>	<u>11.9 cents</u>
Diluted earnings per share	14	<u>13.4 cents</u>	<u>11.9 cents</u>

The accompanying notes form part of these financial statements.

WAM RESEARCH LIMITED
ABN 15 100 504 541

STATEMENT OF COMPREHENSIVE INCOME
FOR THE YEAR ENDED 30 JUNE 2015

	2015 \$			2014 \$		
	Revenue	Capital	Total	Revenue	Capital	Total
Net profit for the year	19,463,163	-	19,463,163	15,816,590	-	15,816,590
Other comprehensive income						
Items that will not be reclassified to profit or loss						
(Devaluation)/Revaluation of investment portfolio during the year	-	(182,620)	(182,620)	-	884,599	884,599
Provision for tax benefit/(expense) on above	-	54,786	54,786	-	(265,380)	(265,380)
Total other comprehensive income for the year	-	(127,834)	(127,834)	-	619,219	619,219
Total comprehensive income for the year	19,463,163	(127,834)	19,335,329	15,816,590	619,219	16,435,809

The accompanying notes form part of these financial statements.

WAM RESEARCH LIMITED
ABN 15 100 504 541

STATEMENT OF FINANCIAL POSITION
AS AT 30 JUNE 2015

	Note	2015 \$	2014 \$
Assets			
Cash and cash equivalents	12	91,456,954	45,857,890
Trade and other receivables	6	800,076	906,196
Equity investments at fair value through Income Statement	7	103,978,164	108,086,052
Equity investments held for sale	7	2,389,193	2,619,165
Deferred tax assets	3(b)	58,740	73,582
Total assets		<u>198,683,127</u>	<u>157,542,885</u>
Liabilities			
Trade and other payables	8	9,045,777	7,037,869
Current tax liabilities	3(c)	3,200,912	1,597,006
Deferred tax liabilities	3(d)	267,758	352,314
Total liabilities		<u>12,514,447</u>	<u>8,987,189</u>
Net assets		<u>186,168,680</u>	<u>148,555,696</u>
Equity			
Issued capital	9(a)	172,104,577	141,990,462
Reserves	10	22,471,586	11,468,519
Accumulated losses	11	(8,407,483)	(4,903,285)
Total equity		<u>186,168,680</u>	<u>148,555,696</u>

The accompanying notes form part of these financial statements.

WAM RESEARCH LIMITED

ABN 15 100 504 541

STATEMENT OF CHANGES IN EQUITY FOR THE YEAR ENDED 30 JUNE 2015

Note	Issued capital	Accumulated losses	Capital profits reserve – capital account	Capital profits reserve – revenue account	Profits reserve	Asset revaluation reserve	Total equity
	\$	\$	\$	\$	\$	\$	\$
Balance at 1 July 2013	122,135,184	(4,058,706)	2,257,172	(19,847,541)	20,178,907	1,085,951	121,750,967
Profit for the year	-	15,816,590	-	-	-	-	15,816,590
Transfer to profits reserves	10	-	(16,661,169)	-	-	16,661,169	-
Transfer from asset revaluation reserve	10	-	-	-	883,103	(883,103)	-
Other comprehensive income for the year	10	-	-	-	-	619,219	619,219
Shares issued via dividend reinvestment plan	9(b)	2,353,117	-	-	-	-	2,353,117
Shares issued via placement	9(b)	16,543,769	-	-	-	-	16,543,769
Shares issued via exercise of options	9(b)	1,150,395	-	-	-	-	1,150,395
Unallotted option monies received	9(b)	108	-	-	-	-	108
Capitalised share issue costs	9(b)	(192,111)	-	-	-	-	(192,111)
Dividends paid	4(a)	-	(2,255,826)	-	(7,230,532)	-	(9,486,358)
Balance at 30 June 2014	141,990,462	(4,903,285)	1,346	(19,847,541)	30,492,647	822,067	148,555,696
Profit for the year	-	19,463,163	-	-	-	-	19,463,163
Transfer to profits reserves	10	-	(22,967,361)	-	-	22,967,361	-
Transfer from asset revaluation reserve	10	-	-	-	82,074	(82,074)	-
Other comprehensive income for the year	10	-	-	-	-	(127,834)	(127,834)
Shares issued via dividend reinvestment plan	9(b)	2,967,301	-	-	-	-	2,967,301
Shares issued via exercise of options	9(b)	27,146,814	-	-	-	-	27,146,814
Dividends paid	4(a)	-	-	-	(11,836,460)	-	(11,836,460)
Balance at 30 June 2015	172,104,577	(8,407,483)	1,346	(19,847,541)	41,705,622	612,159	186,168,680

The accompanying notes form part of these financial statements.

WAM RESEARCH LIMITED
ABN 15 100 504 541

STATEMENT OF CASH FLOWS
FOR THE YEAR ENDED 30 JUNE 2015

	Note	2015 \$	2014 \$
Cash flows from operating activities			
Proceeds from sale of investments		166,168,452	127,563,489
Payments for purchase of investments		(135,565,101)	(143,563,797)
Dividends received		3,339,150	2,867,952
Interest received		1,848,598	2,119,815
Other investment income		224,679	351,436
Management fees (inclusive of GST)		(1,769,369)	(1,538,254)
Performance fee (inclusive of GST)		(745,083)	(1,702,190)
Payments for administration expenses (inclusive of GST)		(505,165)	(512,224)
Brokerage on share purchases (inclusive of GST)		(346,588)	(340,426)
GST on brokerage on share sales		(32,530)	(24,649)
Net GST received from the ATO		245,345	293,992
Net income tax paid		(5,540,980)	(2,632,966)
Net cash provided by/(used in) operating activities	13	27,321,408	(17,117,822)
Cash flows from financing activities			
Proceeds from issue of shares		27,146,815	17,694,272
Dividends paid – net of reinvestment		(8,869,159)	(7,133,241)
Payments for issue of shares		-	(274,444)
Net cash provided by financing activities		18,277,656	10,286,587
Net increase/(decrease) in cash and cash equivalents held		45,599,064	(6,831,235)
Cash and cash equivalents at beginning of financial year		45,857,890	52,689,125
Cash and cash equivalents at end of financial year	12	91,456,954	45,857,890

The accompanying notes form part of these financial statements.

WAM RESEARCH LIMITED
ABN 15 100 504 541

NOTES TO THE FINANCIAL STATEMENTS
FOR THE YEAR ENDED 30 JUNE 2015

1. Summary of significant accounting policies

Basis of preparation

The financial statements are general purpose financial statements that have been prepared in accordance with Australian Accounting Standards, Australian Accounting Interpretations, other authoritative pronouncements of the Australian Accounting Standards Board and the *Corporations Act 2001*.

The Company is a for-profit entity for financial reporting purposes under Australian Accounting Standards.

The financial report was authorised for issue on 30th September 2015 by the Board of Directors.

WAM Research Limited is a listed public company, incorporated and domiciled in Australia.

Australian Accounting Standards set out accounting policies that the Australian Accounting Standards Board has concluded would result in financial statements containing relevant and reliable information about transactions, events and conditions to which they apply. Compliance with Australian Accounting Standards ensures the financial statements and notes also comply with International Financial Reporting Standards (IFRS) as issued by the IASB. Material accounting policies adopted in the preparation of these financial statements are presented below and have been consistently applied unless stated otherwise.

Except for cash flow information, the financial statements have been prepared on an accruals basis and are based on historical costs with the exception of certain financial assets and liabilities which have been measured at fair value.

a) Financial assets

Initial recognition

Financial assets are recognised when the Company becomes party to the contractual provisions to the asset. This is equivalent to the date that the Company commits itself to purchase or sell the asset (i.e trade date accounting is adopted).

Classification and subsequent measurement

Financial assets are subsequently measured at fair value. Current market prices for all quoted investments are used to determine fair value. For all unlisted securities that are not traded in an active market, valuation techniques are applied to determine fair value, including recent arm's length transactions and reference to similar instruments.

The Company classifies its financial assets into the following categories:

i) Equity investments at fair value through income statement

Equity investments are classified 'at fair value through income statement' when they are held for trading for the purpose of short-term profit taking. Realised and unrealised gains and losses arising from changes in fair value are included in the Income Statement in the period in which they arise.

ii) Equity investments held for sale

Equity Investments held for sale are recognised initially at cost and the Company has elected to present subsequent changes in the fair value of equity investments in the Statement of Comprehensive Income through the asset revaluation reserve after deducting a provision for the potential deferred capital gains tax liability. When an investment is disposed, the cumulative gain or loss, net of tax thereon, is transferred from the asset revaluation reserve to the profits reserve.

WAM RESEARCH LIMITED
ABN 15 100 504 541

NOTES TO THE FINANCIAL STATEMENTS
FOR THE YEAR ENDED 30 JUNE 2015

1. Summary of significant accounting policies (cont'd)

b) Income tax

The charge for current income tax expense is based on the profit for the year adjusted for any non-assessable or disallowed items. It is calculated using the tax rates that have been enacted or are substantially enacted by the end of the current financial year. Current tax liabilities/(assets) are measured at the amounts expected to be paid to/(recovered from) the relevant taxation authority.

Deferred tax is accounted for using the balance sheet method in respect of temporary differences arising between the tax bases of assets and liabilities and their carrying amounts in the financial statements.

No deferred income tax will be recognised from the initial recognition of an asset or liability, excluding a business combination, where there is no effect on accounting or taxable profit or loss.

Deferred tax is calculated at the tax rates that are expected to apply to the period when the asset is realised or liability is settled. Deferred tax is credited in the Statement of Comprehensive Income except where it relates to items that may be credited directly to equity, in which case the deferred tax is adjusted directly against equity.

Deferred income tax assets relating to temporary differences and unused tax losses are recognised to the extent that it is probable that future taxable profit will be available against which the benefits of the deferred tax asset can be utilised.

Current tax assets and liabilities are offset where a legally enforceable right of set-off exists and it is intended that net settlement or simultaneous realisation and settlement of the respective asset and liability will occur. Deferred tax assets and liabilities are only offset where a legally enforceable right of set-off exists, the deferred tax assets and liabilities relate to income taxes levied by the same taxation authority on either the same taxable entity or different taxable entities where it is intended that net settlement or simultaneous realisation and settlement of the respective asset and liability will occur in future periods in which significant amounts of deferred tax assets or liabilities are expected to be recovered or settled.

c) Cash and cash equivalents

Cash and cash equivalents include cash on hand, at call deposits with banks or financial institutions and term deposits maturing within five months or less.

d) Revenue and other income

Interest revenue is recognised using the effective interest rate method, which, for floating rate financial assets, is the rate inherent in the instrument. Dividend revenue is recognised when the right to receive a dividend has been established. All revenue is stated net of the amount of goods and services tax (GST).

e) Trade and other receivables

Trade and other receivables are non-derivative financial assets and are stated at their amortised cost.

f) Trade and other payables

Trade and other payables are non-derivative financial liabilities and are stated at their amortised cost.

WAM RESEARCH LIMITED
ABN 15 100 504 541

NOTES TO THE FINANCIAL STATEMENTS
FOR THE YEAR ENDED 30 JUNE 2015

1. Summary of significant accounting policies (cont'd)

g) Impairment of assets

At each reporting date, the Company reviews the carrying values of its non-financial assets to determine whether there is any indication that those assets may be impaired. If such an indication exists, the recoverable amount of the asset, being the higher of the asset's fair value less costs to sell and value in use, is compared to the asset's carrying value. Any excess of the asset's carrying value over its recoverable amount is expensed to the Income Statement.

h) Goods and Services Tax (GST)

Revenues, expenses and assets are recognised net of GST, except where the amount of GST incurred is not recoverable from the Australian Taxation Office (ATO). In these circumstances the GST is recognised as part of the cost of acquisition of the asset or as part of the expense.

Receivables and payables are stated inclusive of GST. The net amount of GST recoverable from, or payable to, the ATO is included as an asset or liability in the Statement of Financial Position.

Cash flows are presented in the Statement of Cash Flows on a gross basis, except for the GST component of investing and financing activities, which are disclosed as operating cash flows.

i) Comparative figures

When required by Accounting Standards, comparative figures have been adjusted to conform to changes in presentation for the current financial year.

j) Critical accounting estimates and judgments

The Directors evaluate estimates and judgments incorporated into the financial report based on historical knowledge and best available current information. Estimates assume a reasonable expectation of future events and are based on current trends and economic data.

There are no estimates that have a material impact on the financial results of the Company for the year ended 30 June 2015. All material financial assets are valued by reference to quoted prices and therefore no significant estimates or judgements are required in respect to their valuation.

k) Profits reserve

The profits reserve is made up of amounts transferred from current and retained earnings that are preserved for future dividend payments.

l) Issued capital

Ordinary shares are classified as equity. Incremental costs directly attributable to the issue of new shares or options are shown in equity as a deduction, net of tax, from the proceeds.

m) Dividends

Dividends are recognised when declared during the financial year and no longer at the discretion of the company.

n) New standards and interpretations not yet adopted

There are no new standards or interpretations applicable that would have a material impact for the Company.

WAM RESEARCH LIMITED
ABN 15 100 504 541

NOTES TO THE FINANCIAL STATEMENTS
FOR THE YEAR ENDED 30 JUNE 2015

2. Investment revenue	2015	2014
	\$	\$
Dividends	3,413,238	2,845,318
Interest	1,890,825	2,060,169
Trust distributions	138,082	404,755
Underwriting and other fees	4,861	28,418
	<u>5,447,006</u>	<u>5,338,660</u>

3. Income tax

a) Income tax expense

The prima facie tax on profit before income tax is reconciled to the income tax expense as follows:

	2015	2014
	\$	\$
Prima facie tax on profit before income tax at 30% (2014: 30%)	7,977,936	6,400,106
Imputation credit gross up	356,210	381,343
Franking credit offset	(1,187,366)	(1,271,142)
Other non-assessable items	-	6,790
Franked dividend receivable this year	(16,821)	-
	<u>7,129,959</u>	<u>5,517,097</u>

Total income tax expense results in a:

Current tax liability	7,109,711	5,499,689
Deferred tax asset	14,842	17,408
Deferred tax liability	5,406	-
	<u>7,129,959</u>	<u>5,517,097</u>

b) Deferred tax assets

	2015	2014
	\$	\$
Provisions	8,729	6,732
Capitalised costs	50,011	66,850
	<u>58,740</u>	<u>73,582</u>

Movement in deferred tax assets

Balance at the beginning of the period	73,582	356,830
Losses recouped	-	(348,173)
Charged to the Income Statement	(14,842)	(17,408)
Capitalised share issue costs	-	82,333
At reporting date	<u>58,740</u>	<u>73,582</u>

WAM RESEARCH LIMITED
ABN 15 100 504 541

NOTES TO THE FINANCIAL STATEMENTS
FOR THE YEAR ENDED 30 JUNE 2015

3. Income tax (cont'd)

c) Current tax liabilities	2015	2014
	\$	\$
Movement in current tax liabilities		
Balance at the beginning of the year	1,597,006	-
Current year income tax expense on operating profit	7,109,711	5,499,689
Income tax expense on realised gains on investments	35,175	378,473
Income tax paid	(5,540,980)	(3,932,983)
Losses recouped	-	(348,173)
At reporting date	<u>3,200,912</u>	<u>1,597,006</u>

d) Deferred tax liabilities	2015	2014
	\$	\$
Fair value adjustments	<u>267,758</u>	<u>352,314</u>
	<u>267,758</u>	<u>352,314</u>

Movement in deferred tax liabilities		
Balance at the beginning of the year	352,314	465,407
Charged to the Statement of Comprehensive Income	(84,556)	(113,093)
At reporting date	<u>267,758</u>	<u>352,314</u>

4. Dividends

a) Ordinary dividends paid during the year	2015	2014
	\$	\$
Final dividend FY2014: 3.75 cents per share fully franked at 30% tax rate paid 24 October 2014 (Final dividend FY2013: 3.5 cents per share fully franked)	5,288,797	4,290,977
Interim dividend FY2015: 4.0 cents per share fully franked at 30% tax rate paid 28 May 2015 (Interim dividend FY2014: 3.75 cents per share fully franked)	<u>6,547,663</u>	<u>5,195,381</u>
	<u>11,836,460</u>	<u>9,486,358</u>

WAM RESEARCH LIMITED
ABN 15 100 504 541

NOTES TO THE FINANCIAL STATEMENTS
FOR THE YEAR ENDED 30 JUNE 2015

4. Dividends (cont'd)

b) Dividends not recognised at year end

2015
\$

2014
\$

In addition to the above dividends, since the end of the year, the Directors have declared a 4.0 cent per share fully franked dividend which has not been recognised as a liability at the end of the financial year:

6,612,159

5,251,000

c) Dividend franking account

Balance of franking account at year end

1,761,824

106,247

Adjusted for franking credits arising from:

- Estimated income tax payable

3,200,912

1,597,006

Subsequent to year end, the franking account would be reduced by the proposed dividend disclosed in Note 4 (b):

(2,833,782)

(2,250,429)

2,128,954

(547,176)

The Company's ability to continue to pay franked dividends is dependent upon the receipt of franked dividends from investments and the payment of tax.

The balance of the franking account does not include the tax to be paid on unrealised investment gains and accrued income currently recognised as a deferred tax liability of \$267,758 (2014: \$352,314).

5. Auditor's remuneration

Remuneration of the auditor for:

2015
\$

2014
\$

Auditing or reviewing the financial report

36,474

36,379

Other assurance services

869

-

Other services provided by a related practice of the auditor:

Taxation services

7,260

10,148

44,603

46,527

The Company's Audit & Risk Committee oversees the relationship with the Company's external auditors. The Audit & Risk Committee reviews the scope of the audit and review and the proposed fee. It also reviews the cost and scope of other tax compliance services provided by a related entity of the audit firm, to ensure that they do not compromise independence.

WAM RESEARCH LIMITED
ABN 15 100 504 541

NOTES TO THE FINANCIAL STATEMENTS
FOR THE YEAR ENDED 30 JUNE 2015

6. Trade and other receivables

	2015	2014
	\$	\$
Outstanding settlements	2,080	446,892
Income receivable	392,980	358,402
GST receivable	405,016	100,902
	<u>800,076</u>	<u>906,196</u>

Outstanding settlements are on the terms operating in the securities industry. These do not incur interest and require settlement within three days of the date of the transaction. Income receivable relates to interest, sub-underwriting fees, dividend, and trust distributions receivable at the end of the reporting period.

7. Financial assets

	2015	2014
	\$	\$
Equity investments at fair value through Income Statement	103,978,164	108,086,052
Equity investments held for sale	2,389,193	2,619,165
	<u>106,367,357</u>	<u>110,705,217</u>

The market values of equity investments held for sale at the end of the reporting period are disclosed in note 22. The details of all equity investments are disclosed on pages 51 to 52.

8. Trade and other payables

	2015	2014
	\$	\$
Outstanding settlements	3,284,135	5,763,935
Management fee payable	530,950	416,242
Performance fee payable	5,116,440	745,083
Sundry creditors	114,252	112,609
	<u>9,045,777</u>	<u>7,037,869</u>

Outstanding settlements are on the terms operating in the securities industry. These do not incur interest and require settlement within three days of the date of the transaction. Sundry creditors are settled within the terms of payment offered. No interest is applicable on these accounts.

WAM RESEARCH LIMITED
ABN 15 100 504 541

NOTES TO THE FINANCIAL STATEMENTS
FOR THE YEAR ENDED 30 JUNE 2015

9. Issued capital

a) Paid-up capital	2015	2014
	\$	\$
165,303,976 ordinary shares fully paid (2014: 140,026,673)	<u>172,104,577</u>	<u>141,990,462</u>

Holders of ordinary shares are entitled to receive dividends as declared from time to time, and are entitled to one vote per share at shareholder meetings, otherwise each member present at a meeting or by proxy has one vote on a show of hands. In the event of winding up of the Company, ordinary shareholders rank after creditors and share in any proceeds on winding up in proportion to the number of shares held.

b) Ordinary shares	2015	2014
	\$	\$
Balance at the beginning of the year	141,990,462	122,135,184
22,622,431 ordinary shares issued from the exercise of options	27,146,814	-
1,253,937 ordinary shares issued on 24 October 2014 under a dividend reinvestment plan	1,375,564	-
1,400,935 ordinary shares issued on 28 May 2015 under a dividend reinvestment plan	1,591,737	-
14,385,886 ordinary shares issued from the placement on 1 November 2013	-	16,543,769
958,663 ordinary shares issued from the exercise of options	-	1,150,395
Options exercised at \$1.20, not yet allotted at 30 June 2014	-	108
911,714 ordinary shares issued on 31 October 2013 under a dividend reinvestment plan	-	1,038,976
1,171,175 ordinary shares issued on 30 April under a dividend reinvestment plan	-	1,314,141
Share issue costs (net of tax)	-	(192,111)
At reporting date	<u>172,104,577</u>	<u>141,990,462</u>

c) Capital management

The Board manages the Company's capital by regularly reviewing the most efficient manner by which the Company employs its capital including share capital and unexercised options. At the core of this, management is of the belief that shareholder value should be preserved through the management of the level of distributions to shareholders, share and options issues, share buy-backs as well as the use of the Company's Share Purchase Plan. These capital management initiatives will be used when deemed appropriate by the Board. There have been no changes in the strategy adopted by the Board to control the capital of the Company since the prior year. The Company is not subject to any externally imposed capital requirements.

d) Options

The Company raised a total of \$28,297,313 through the one-for-two Bonus Option Issue announced on 28 October 2013. These options expired on 17 June 2015 with 23,581,094 options exercised.

WAM RESEARCH LIMITED
ABN 15 100 504 541

NOTES TO THE FINANCIAL STATEMENTS
FOR THE YEAR ENDED 30 JUNE 2015

10. Reserves	2015	2014
	\$	\$
Capital profits reserve – capital account	1,346	1,346
Capital profits reserve – revenue account	(19,847,541)	(19,847,541)
Profits reserve	41,705,622	30,492,647
Asset revaluation reserve	612,159	822,067
	<u>22,471,586</u>	<u>11,468,519</u>

The profits reserve details an amount preserved for future dividend payments as outlined in accounting policy Note 1(k). The Asset Revaluation Reserve is used to record increments and decrements on the revaluation of the investments, net of potential tax, as described in accounting policy Note 1(a)(ii).

	2015	2014
	\$	\$
Movement in capital profits reserve – capital account		
Balance at the beginning of the year	1,346	2,257,172
Final dividend paid (refer Note 4a)	-	(2,255,826)
At reporting date	<u>1,346</u>	<u>1,346</u>

Movement in capital profits reserve – revenue account		
Balance at the beginning of the year	(19,847,541)	(19,847,541)
At reporting date	<u>(19,847,541)</u>	<u>(19,847,541)</u>

Movement in profits reserve		
Balance at the beginning of the year	30,492,647	20,178,907
Transfer from retained earnings	22,967,361	16,661,169
Transfer from asset revaluation reserve	82,074	883,103
Final dividend paid (refer Note 4a)	(5,288,797)	(2,035,151)
Interim dividend paid (refer Note 4a)	(6,547,663)	(5,195,381)
At reporting date	<u>41,705,622</u>	<u>30,492,647</u>

Movement in asset revaluation reserve		
Balance at the beginning of the year	822,067	1,085,951
Transfer to profits reserve	(82,074)	(883,103)
Other comprehensive income	(127,834)	619,219
At reporting date	<u>612,159</u>	<u>822,067</u>

WAM RESEARCH LIMITED
ABN 15 100 504 541

NOTES TO THE FINANCIAL STATEMENTS
FOR THE YEAR ENDED 30 JUNE 2015

11. Accumulated losses

	2015	2014
	\$	\$
Balance at the beginning of the year	(4,903,285)	(4,058,706)
Profit for the year attributable to members of the Company	19,463,163	15,816,590
Transfer to profits reserve	<u>(22,967,361)</u>	<u>(16,661,169)</u>
	<u>(8,407,483)</u>	<u>(4,903,285)</u>

12. Cash and cash equivalents

Cash at the end of the financial year as shown in the Statement of Cash Flows is reconciled to the related items in the Statement of Financial Position as follows:

	2015	2014
	\$	\$
Cash at bank	316,137	3,440,711
Cash held at call	67,140,817	-
Term deposits	<u>24,000,000</u>	<u>42,417,179</u>
	<u>91,456,954</u>	<u>45,857,890</u>

The weighted average interest rate for cash and term deposits as at 30 June 2015 is 2.62% (2014: 3.45%). The term deposits have an average maturity of 139 days (2014: 93 days). The term deposits are invested with major Australian banks and their 100% owned banking subsidiaries institutions that have a Standard & Poor's A-1+ rating.

13. Cash flow information

	2015	2014
	\$	\$
Reconciliation of profit after tax to cash flow from operations:		
Profit after income tax	19,463,163	15,816,590
Fair value losses/(gains) on financial assets	4,155,238	(41,756,132)
Changes in assets and liabilities:		
Decrease in receivables	106,120	1,760,923
Increase in deferred tax assets	(14,927)	(12,892)
Increase in payables	2,007,908	4,176,666
Increase in current tax liabilities	<u>1,603,906</u>	<u>2,897,023</u>
Cash flow provided by/(used in) operating activities	<u>27,321,408</u>	<u>(17,117,822)</u>

14. Earnings per share

	2015	2014
	\$	\$
Profit after income tax used in the calculation of basic earnings per share	<u>19,463,163</u>	<u>15,816,590</u>
	No.	No.
Weighted average number of ordinary shares outstanding during the year used in calculating basic earnings per share	<u>145,524,467</u>	<u>133,211,188</u>

There are no outstanding securities on issue that are potentially dilutive in nature.

WAM RESEARCH LIMITED
ABN 15 100 504 541

NOTES TO THE FINANCIAL STATEMENTS
FOR THE YEAR ENDED 30 JUNE 2015

15. Financial risk management

The Company's financial instruments consist of listed and unlisted investments, trade receivables and trade payables. The risks exposed to through these financial instruments are discussed below and include credit risk, liquidity risk and market risk consisting of interest rate risk and other price risk. There have been no substantive changes in the types of risks the Company is exposed to, how these risks arise, or the Board's objective, policies and processes for managing or measuring the risks from the previous period.

Under delegation from the Board, the Manager has the responsibility for assessing and monitoring the financial market risk of the Company. The Manager monitors these risks daily. On a formal basis the investment team meet on a weekly basis to monitor and manage the below risks as appropriate.

a) Credit risk

Credit risk is the risk that one party to a financial instrument will cause a financial loss for the other party by failing to discharge a contracted obligation. The Manager monitors the credit worthiness of counterparties on an ongoing basis and evaluates the credit quality of all new counterparties before engaging them.

The maximum exposure to credit risk on financial assets, excluding investments, of the Company which have been recognised on the Statement of Financial Position, is the carrying amount net of any provision for impairment of those assets.

The Manager is responsible for ensuring there is appropriate diversification across counterparties and that they are of a sufficient quality rating. The Manager is satisfied that the counterparties are of sufficient quality and diversity to minimise any individual counterparty credit risk. The majority of the Company's receivables arise from unsettled trades at year end which are settled three days after trade date. Engaging with counterparties via the Australian Securities Exchange facilitates the Company in both mitigating and managing its credit risk.

Credit risk is not considered to be a major risk to the Company as the majority of cash and term deposits held by the Company or in its portfolios are invested with major Australian banks and their 100% owned banking subsidiaries that have a Standard and Poor's short rating of A-1+ and long term rating of AA-. Also the majority of maturities are within five months.

None of the assets exposed to credit risk are overdue or considered to be impaired.

b) Liquidity risk

Liquidity risk represents the risk that an entity will encounter difficulty in meeting obligations associated with financial liabilities.

The Company's major cash payments are the purchase of securities and dividends paid to shareholders, the levels of which are managed respectively by the Manager and the Board.

The Company's cash receipts depend upon the level of sales of securities, dividends and interest received and the exercise of Company options that may be on issue from time to time.

WAM RESEARCH LIMITED
ABN 15 100 504 541

NOTES TO THE FINANCIAL STATEMENTS
FOR THE YEAR ENDED 30 JUNE 2015

15. Financial risk management (cont'd)

b) Liquidity Risk (cont'd)

The Manager monitors the Company's cash-flow requirements daily by reference to known sales and purchases of securities, dividends and interest to be paid or received. Should these decrease by a material amount the Company can alter its cash payments as appropriate. The Company also holds a portion of its portfolio in cash and term deposits sufficient to ensure that it has cash readily available to meet all payments. Furthermore the assets of the Company are largely in the form of tradable securities which, if liquidity is available, can be sold on market when, and if required.

The table below reflects an undiscounted contractual maturity analysis for the Company's liabilities. The timing of cash flows presented in the table to settle liabilities reflects the earliest possible contractual settlement date to the reporting date.

30 June 2015	>1 month	<1 month	Total
	\$	\$	\$
Liabilities			
Total trade and other payables	-	9,045,777	9,045,777
Total	-	9,045,777	9,045,777

30 June 2014	>1 month	<1 month	Total
	\$	\$	\$
Liabilities			
Total trade and other payables	-	7,037,869	7,037,869
Total	-	7,037,869	7,037,869

c) Market risk

Market risk is the risk that changes in market prices, such as interest rates and other market prices will affect the fair value or future cash flows of the Company's financial instruments.

By its nature, as a listed investment company that invests in tradable securities, the Company will always be subject to market risk as it invests its capital in securities which are not risk free as the market price of these securities can fluctuate.

(i) Interest rate risk

The Company's interest bearing financial assets expose it to risks associated with the effects of fluctuations in the prevailing level of market interest rates on its financial position and cash flows. The Company however is not materially exposed to interest rate risk as the majority of its cash and term deposits mature within five months. As the Company's exposure to interest rate risk is not significant, interest rate sensitivities have not been performed.

WAM RESEARCH LIMITED
ABN 15 100 504 541

NOTES TO THE FINANCIAL STATEMENTS
FOR THE YEAR ENDED 30 JUNE 2015

15. Financial risk management (cont'd)

c) Market risk (cont'd)

i) Interest rate risk (cont'd)

At the end of the reporting period, the Company's exposure to interest rate risk and the effective weighted average interest rate was as follows:

30 June 2015	Weighted average interest rate (% pa)	Interest bearing \$	Non- interest bearing \$	Total \$
Assets				
Cash and cash equivalents	2.62%	91,456,954	-	91,456,954
Trade and other receivables		-	800,076	800,076
Financial assets		-	106,367,357	106,367,357
Total		91,456,954	107,167,433	198,624,387
Liabilities				
Trade and other payables		-	9,045,777	9,045,777
Total		-	9,045,777	9,045,777

30 June 2014	Weighted average interest rate (% pa)	Interest bearing \$	Non- interest bearing \$	Total \$
Assets				
Cash and cash equivalents	3.45%	45,857,890	-	45,857,890
Trade and other receivables		-	906,196	906,196
Financial assets		-	110,705,217	110,705,217
Total		45,857,890	111,611,413	157,469,303
Liabilities				
Trade and other payables		-	7,037,869	7,037,869
Total		-	7,037,869	7,037,869

(ii) Other price risk

Other market price risk is the risk that the value of an instrument will fluctuate as a result of changes in market prices, whether caused by factors specific to an individual investment, its issuer or all factors affecting all instruments traded in the market.

As the majority of the Company's investments are carried at fair value with fair value changes recognised in the Statement of Comprehensive Income, all changes in market conditions will directly affect net investment income.

WAM RESEARCH LIMITED
ABN 15 100 504 541

NOTES TO THE FINANCIAL STATEMENTS
FOR THE YEAR ENDED 30 JUNE 2015

15. Financial risk management (cont'd)

c) Market risk (cont'd)

ii) Other price risk (cont'd)

The Manager seeks to manage and reduce the other price risk of the Company by diversification of the investment portfolio across numerous stocks and multiple industry sectors. The relative weightings of the individual securities and market sectors are reviewed daily and the risk managed on a daily basis. The Company does not have set parameters as to a minimum or maximum amount of the portfolio that can be invested in a single company or sector.

The Company's industry sector weighting of the gross assets as at 30 June 2015 is as follows:

Industry sector	2015	2014
	%	%
Consumer Discretionary	20.2	25.5
Industrials	15.3	5.5
Financials	7.2	14.7
Information Technology	6.0	12.0
Utilities	2.8	2.0
Telecommunications Services	1.2	4.2
Consumer Staples	1.0	1.3
Health Care	0.7	4.3
Materials	-	3.2
Energy	-	0.3
	54.4%	73.0%

There were no securities representing over 5 per cent of the gross assets at 30 June 2015 (2014: nil).

Sensitivity analysis

For investments held by the Company at the end of the reporting period, a sensitivity analysis was performed relating to its exposure to market risk. This analysis demonstrates the effect on current year net assets after tax as a result from a reasonably possible change in the risk variable. The sensitivity assumes all other variables remain constant.

Investments represent 54.4% (2014: 73.0%) of gross assets at year end. A 5.0% movement in the market value of each of the investments within the portfolio would result in a 2.7% (2014: 3.7%) movement in the net assets after tax. This would result in the net asset backing after tax moving by 3.1 cents per share using the 30 June 2015 numbers (2014: 3.9 cents per share).

WAM RESEARCH LIMITED
ABN 15 100 504 541

NOTES TO THE FINANCIAL STATEMENTS
FOR THE YEAR ENDED 30 JUNE 2015

15. Financial risk management (cont'd)

d) Financial instruments measured at fair value

AASB 13: Fair Value Measurement requires the disclosure of fair value information using a fair value hierarchy reflecting the significance of the inputs in making the measurements. The fair value hierarchy consists of the following levels:

- Level 1:** Quoted prices in active markets for identical assets or liabilities.
Level 2: Inputs other than quoted prices included within Level 1 that are observable for the asset or liability either directly (as prices) or indirectly (derived from prices).
Level 3: Inputs for the asset or liability which are not based on observable market data (unobservable inputs).

Included within Level 1 of the hierarchy are listed investments. The fair value of these financial assets and liabilities have been based on the closing quoted last prices at the end of the reporting period, excluding transaction costs.

Investments included in Level 2 of the hierarchy in the comparative year include amounts in relation to Initial Public Offerings and Placements. These investments had not listed on the Australian Securities Exchange as at the end of the reporting period and therefore represented investments in an inactive market. In valuing these unlisted investments, included in Level 2 of the hierarchy, the fair value was determined using the valuation technique of the subscription price and the amount of securities subscribed for by the Company under the relevant offers. Valuation techniques such as comparisons to similar investments for which market observable prices are available or the last sale price are also adopted to determine the fair value of investments included in Level 2 of the hierarchy.

30 June 2015	Level 1	Level 2	Level 3	Total
	\$	\$	\$	\$
Financial assets	106,367,357	-	-	106,367,357
Total	106,367,357	-	-	106,367,357
30 June 2014	Level 1	Level 2	Level 3	Total
	\$	\$	\$	\$
Financial assets	104,887,797	5,817,420	-	110,705,217
Total	104,887,797	5,817,420	-	110,705,217

16. Investment transactions

The total number of contract notes that were issued for transactions in securities during the financial year was 2,182 (2014: 2,197). Each contract note could involve multiple transactions. The total brokerage paid on these contract notes was \$823,705 (2014: \$701,943).

17. Segment reporting

The Company engages in investing activities, including cash, term deposits and equity investments. It has no reportable business or geographic segments.

WAM RESEARCH LIMITED
ABN 15 100 504 541

NOTES TO THE FINANCIAL STATEMENTS
FOR THE YEAR ENDED 30 JUNE 2015

18. Key management personnel compensation

The names and position held of the Company's key management personnel (including Directors) in office at any time during the financial year are:

G.J. Wilson	Chairman
M.J. Kidman	Director
J.B. Abernethy	Director
J.J. Gosse	Director
K.A. Thorley	Director (appointed 1 August 2014)
C.D. Stott	Director (appointed 1 August 2014)

a) Remuneration

There are no executives that are paid by the Company.

Individual Directors' remuneration disclosures are provided in the Remuneration Report of the Directors' Report on page 18, as permitted by Corporations Regulation 2M.3.03 and 2M.6.04.

	Short-term employee benefits Directors' Fees \$	Post-employment benefits Superannuation \$	Total \$
Total Directors' remuneration paid by the Company for the year ended 30 June 2015	93,709	6,291	100,000
Total Directors' remuneration paid by the Company for the year ended 30 June 2014	86,997	5,503	92,500

Kate Thorley was paid \$15,000 in relation to her role as Company Secretary for FY2015 and FY2014.

b) Share holdings

The number of ordinary shares held in the Company during the financial year by each key management personnel of the Company and their related parties are set out below:

30 June 2015

Ordinary Shares held

	Balance at 30 June 2014	Acquisitions/ Balance held on appointment	Disposals	Balance at 30 June 2015
Directors				
G.J. Wilson	5,768,072	3,216,995	1,859,735	7,125,332
M.J. Kidman	242,848	124,011	-	366,859
J.B. Abernethy	60,000	-	-	60,000
J.J. Gosse	-	-	-	-
K.A. Thorley*	-	44,452	-	44,452
C.D. Stott*	-	88,747	-	88,747
	6,070,920	3,474,205	1,859,735	7,685,390

*Kate Thorley and Chris Stott were appointed Director's of WAM Research on 1 August 2014. On this date Kate held 29,539 ordinary shares and Chris held 55,281 ordinary shares in the Company.

WAM RESEARCH LIMITED
ABN 15 100 504 541

NOTES TO THE FINANCIAL STATEMENTS
FOR THE YEAR ENDED 30 JUNE 2015

18. Key management personnel compensation (cont'd)

Options held

Directors	Balance at 30 June 2014	Acquisitions/ Balance held on appointment	Options Exercised/Lapsed	Balance at 30 June 2015
G.J. Wilson	1,955,359	6,408,250	8,363,609	-
M.J. Kidman	117,982	-	117,982	-
J.B. Abernethy	30,000	-	30,000	-
J.J. Gosse	-	-	-	-
K.A. Thorley*	-	12,392	12,392	-
C.D. Stott*	-	25,080	25,080	-
	2,103,341	6,445,772	8,549,063	-

*Kate Thorley and Chris Stott were appointed Director's of WAM Research on 1 August 2014. On this date Kate held 12,392 options and Chris held 25,080 options in the Company.

30 June 2014

Ordinary Shares held

Directors	Balance at 30 June 2013	Acquisitions	Disposals	Balance at 30 June 2014
G.J. Wilson	5,632,839	135,233	-	5,768,072
M.J. Kidman	229,826	13,022	-	242,848
J.B. Abernethy	60,000	-	-	60,000
J.J. Gosse	-	-	-	-
	5,922,665	148,255	-	6,070,920

Options held

Directors	Balance at 30 June 2013	Bonus Allotment	Options Exercised/Lapsed	Balance at 30 June 2014
G.J. Wilson	-	2,816,420	861,061	1,955,359
M.J. Kidman	-	117,982	-	117,982
J.B. Abernethy	-	30,000	-	30,000
J.J. Gosse	-	-	-	-
	-	2,964,402	861,061	2,103,341

Directors and Director related entities disposed of and acquired ordinary shares in the Company on the same terms and conditions available to other shareholders.

The Directors have not, during or since the end of the financial year, been granted options over unissued shares or interests in shares of the Company as part of their remuneration.

WAM RESEARCH LIMITED
ABN 15 100 504 541

NOTES TO THE FINANCIAL STATEMENTS
FOR THE YEAR ENDED 30 JUNE 2015

19. Related party transactions

All transactions with related parties were made on normal commercial terms and conditions and at market rates.

Geoff Wilson is the Director of MAM Pty Limited, the entity appointed to manage the investment portfolio of WAM Research Limited. Entities associated with Geoffrey Wilson hold 100% of the issued shares of MAM Pty Limited. The core duties of the Manager in addition to managing the investment portfolio of WAM Research Limited include the provision of financial and administrative support to ensure the maintenance of the corporate and statutory records of the Company; liaison with the ASX with respect to compliance with the ASX Listing Rules; liaison with ASIC with respect to compliance with the *Corporations Act 2001*; liaison with the share registrar of the Company; investor relations; and the provision of information necessary for the maintenance of financial accounts of the Company to be completed. In its capacity as Manager, MAM Pty Limited was paid a management fee of 1% p.a. (plus GST) of gross assets amounting to \$1,884,077 inclusive of GST (2014: \$1,614,576). As at 30 June 2015, the balance payable to the Manager was \$530,950 inclusive of GST (2014: \$416,242).

In addition, MAM Pty Limited is to be paid, annually in arrears, a performance fee being 20% of:

- where the level of the S&P All Ordinaries Accumulation Index has increased over that period, the amount by which the value of the portfolio exceeds this increase; or
- where the S&P All Ordinaries Accumulation Index has decreased over that period, the amount of the increase in value of the portfolio.

No performance fee is payable in respect of any performance period where the portfolio has decreased in value over that period. As at 30 June 2015, a performance fee of \$5,116,440 inclusive of GST was payable to MAM Pty Limited (2014: \$745,083).

Wilson Asset Management (International) Pty Limited employs accounting personnel to provide accounting services to WAM Research Limited. These services are provided on commercial terms and include a standard charge of \$2,750 inclusive of GST per month and an additional charge of \$5,500 inclusive of GST is charged for preparing the half year and full year financial statements. These accounting services total \$38,500 inclusive of GST for the financial year 2015 (2014: \$38,500). Wilson Asset Management (International) Pty Limited is a Director associated entity.

Since the end of the previous financial year, no Director has received or become entitled to receive a benefit (other than those detailed above) by reason of a contract made by the Company or a related Company with the Director or with a firm of which he is a member or with a Company in which he has substantial financial interest.

20. Contingent liability

There are no contingent liabilities as at 30 June 2015 (2014: nil).

21. Capital commitments

There are no capital commitments as at 30 June 2015 (2014: nil).

WAM RESEARCH LIMITED
ABN 15 100 504 541

NOTES TO THE FINANCIAL STATEMENTS
FOR THE YEAR ENDED 30 JUNE 2015

22. Holdings at fair value through other comprehensive income

	2015	2014
	\$	\$
Clime Investment Management Limited	2,389,193	2,619,165
Total	2,389,193	2,619,165

23. Events subsequent to reporting date

Since year end, the Board declared a final dividend of 4.0 cents per share fully franked to be paid on 23 October 2015.

No other matters or circumstances have arisen since the end of the financial year which significantly affect or may significantly affect the operations of the Company, the results of those operations, or the state of affairs of the Company in subsequent financial years.

WAM RESEARCH LIMITED


ABN 15 100 504 541

DIRECTORS' DECLARATION

The Directors of WAM Research Limited declare that:

- 1) The financial report as set out in pages 24 to 47 and the additional disclosures included in the Directors' Report designated as "Remuneration Report", as set out on pages 18 to 20, are in accordance with the *Corporations Act 2001*, including:
 - a) complying with Australian Accounting Standards, which, as stated in Note 1 to the financial statements, constitutes compliance with International Financial Reporting Standards (IFRS), the *Corporations Regulations 2001* and other mandatory professional reporting requirements; and
 - b) giving a true and fair view of the financial position of the Company as at 30 June 2015 and of its performance, as represented by the results of the operations and the cashflows, for the year ended on that date; and
- 2) The Directors have been given declarations required by section 295A of the *Corporations Act 2001* from the Manager, MAM Pty Limited declaring that:
 - a) the financial records of the Company for the financial year have been properly maintained in accordance with the Section 286 of the *Corporations Act 2001*;
 - b) the financial statements and notes for the financial year comply with the Accounting Standards; and
 - c) the financial statements and notes for the financial year give a true and fair view.
- 3) At the date of this declaration, in the Directors' opinion there are reasonable grounds to believe that the Company will be able to pay its debts as and when they become due and payable.

Signed in accordance with a resolution of the Board of Directors.



G.J. Wilson
Chairman

Dated in Sydney this 30th day of September 2015

Level 15, 135 King Street
Sydney NSW 2000

GPO Box 473
Sydney, NSW 2001

T +61 (0)2 8236 7700

F +61 (0)2 9233 4636

www.moorestephens.com.au

**Independent Auditor's Report
to the Members of WAM Research Limited
A.B.N. 15 100 504 541**

Report on the Financial Report

We have audited the accompanying financial report of WAM Research Limited (the "Company"), which comprises the statement of financial position as at 30 June 2015, the statement of comprehensive income, statement of changes in equity and statement of cash flows for the year then ended, notes comprising a summary of significant accounting policies and other explanatory information and the directors' declaration.

Directors' Responsibility for the Financial Report

The directors of the Company are responsible for the preparation and fair presentation of the financial report that gives a true and fair view in accordance with Australian Accounting Standards and the *Corporations Act 2001* and for such internal control as the directors determine is necessary to enable the preparation of the financial report that is free from material misstatement, whether due to fraud or error. In Note 1, the directors also state that, in accordance with Accounting Standard AASB 101 *Presentation of Financial Statements*, that the financial statements comply with International Financial Reporting Standards (IFRS).

Auditor's Responsibility

Our responsibility is to express an opinion on the financial report based on our audit. We conducted our audit in accordance with Australian Auditing Standards. Those standards require that we comply with relevant ethical requirements relating to audit engagements and plan and perform the audit to obtain reasonable assurance about whether the financial report is free from material misstatement.

An audit involves performing procedures to obtain audit evidence about the amounts and disclosures in the financial report. The procedures selected depend on the auditor's judgement, including the assessment of the risks of material misstatement of the financial report, whether due to fraud or error. In making those risk assessments, the auditor considers internal control relevant to the entity's preparation and fair presentation of the financial report in order to design audit procedures that are appropriate in the circumstances, but not for the purpose of expressing an opinion on the effectiveness of the entity's internal control. An audit also includes evaluating the appropriateness of accounting policies used and the reasonableness of accounting estimates made by the directors, as well as evaluating the overall presentation of the financial report.

We believe that the audit evidence we have obtained is sufficient and appropriate to provide a basis for our audit opinion.

Independence

In conducting our audit, we have complied with the independence requirements of the *Corporations Act 2001*.

Auditor's Opinion

In our opinion:

- a) the financial report of WAM Research Limited is in accordance with the *Corporations Act 2001*, including:
 - i. giving a true and fair view of the Company's financial position as at 30 June 2015 and of its performance for the year ended on that date; and
 - ii. complying with Australian Accounting Standards and the *Corporations Regulations 2001*; and
- b) the financial report also complies with International Financial Reporting Standards as disclosed in Note 1.

Report on the Remuneration Report

We have audited the Remuneration Report included in pages 18 to 20 of the directors' report for the year ended 30 June 2015. The directors of the Company are responsible for the preparation and presentation of the Remuneration Report in accordance with section 300A of the *Corporations Act 2001*. Our responsibility is to express an opinion on the Remuneration Report, based on our audit conducted in accordance with Australian Auditing Standards.

Auditor's Opinion

In our opinion the remuneration report of WAM Research Limited for the year ended 30 June 2015 complies with section 300A of the *Corporations Act 2001*.



Moore Stephens Sydney
Chartered Accountants



Scott Whiddett
Partner

Dated in Sydney, 30 September 2015

WAM RESEARCH LIMITED
ABN 15 100 504 541

INVESTMENTS AT MARKET VALUE
AS AT 30 JUNE 2015

Company Name	Code	Market Value \$	% of Gross Assets
Consumer Discretionary			
Mantra Group Limited	MTR	5,348,299	2.7%
Retail Food Group Limited	RFG	5,203,401	2.7%
iSelect Limited	ISU	5,112,765	2.6%
Amalgamated Holdings Limited	AHD	4,660,629	2.4%
Corporate Travel Management Limited	CTD	4,114,463	2.1%
Collins Foods Limited	CKF	3,457,572	1.8%
RCG Corp Limited	RCG	3,451,968	1.8%
AP Eagers Limited	APE	2,392,927	1.2%
The Reject Shop Limited	TRS	2,362,977	1.2%
Thorn Group Limited	TGA	2,184,678	1.1%
Skydive the Beach Group Limited	SKB	872,415	0.4%
Elanor Investors Group	ENN	467,619	0.2%
		39,629,713	20.2%
Financials			
Eclipx Group Limited	ECX	7,332,256	3.8%
Clime Investment Management Limited	CIW	2,389,193	1.2%
ClearView Wealth Limited	CVW	1,097,269	0.6%
Yellow Brick Road Holdings Limited	YBR	1,074,133	0.5%
MyState Limited	MYS	833,648	0.4%
Centrepont Alliance Limited	CAF	688,786	0.4%
Hub24 Limited	HUB	308,791	0.2%
Servcorp Limited	SRV	168,385	0.1%
		13,892,461	7.2%
Information Technology			
CSG Limited	CSV	4,941,884	2.5%
Hansen Technologies Limited	HSN	2,121,571	1.1%
Rhype Limited	RHP	1,798,937	0.9%
Praemium Limited	PPS	849,839	0.4%
Mobile Embrace Limited	MBE	720,280	0.4%
Data3 Limited	DTL	546,776	0.3%
Objective Corporation Limited	OCL	434,949	0.2%
Prophecy International Holdings Limited	PRO	258,038	0.1%
Senetas Corp Limited	SEN	127,516	0.1%
		11,799,790	6.0%
Industrials			
Austal Limited	ASB	7,646,674	3.9%
IPH Limited	IPH	6,000,993	3.1%
Smartgroup Corporation Limited	SIQ	5,293,631	2.7%
Credit Corp Group Limited	CCP	4,849,368	2.5%
PMP Limited	PMP	1,999,128	1.0%
Silver Chef Limited	SIV	1,800,663	0.9%
BSA Limited	BSA	684,042	0.4%
Service Stream Limited	SSM	545,262	0.3%
Seymour Whyte Limited	SWL	531,764	0.3%
TZ Limited	TZL	445,625	0.2%
		29,797,150	15.3%

WAM RESEARCH LIMITED
ABN 15 100 504 541

INVESTMENTS AT MARKET VALUE
AS AT 30 JUNE 2015

Health Care			
Vita Life Sciences Limited	VSC	1,443,438	0.7%
		1,443,438	0.7%
Telecommunication Services			
SpeedCast International Limited	SDA	2,384,979	1.2%
		2,384,979	1.2%
Utilities			
Energy Developments Limited	ENE	5,445,055	2.8%
		5,445,055	2.8%
Consumer Staples			
Elders Limited	ELD	1,776,712	0.9%
The A2 Milk Company Limited	A2M	198,058	0.1%
		1,974,770	1.0%
Total Long Portfolio		106,367,357	54.4%
Total Cash and cash equivalents, income receivable and net outstanding settlements		88,972,895	45.6%
Gross Assets		195,340,252	

WAM RESEARCH LIMITED
ABN 15 100 504 541

ASX ADDITIONAL INFORMATION

Additional information required by the Australian Stock Exchange Limited Listing Rules and not disclosed elsewhere in this report.

Shareholdings

Substantial shareholders (as at 31 August 2015)

There are currently no substantial shareholders of WAM Research Limited.

Distribution of shareholders (as at 31 August 2015)

Category	No. of shareholders	
	Ordinary Shares	%
1 – 1,000	256	0.1
1,001 – 5,000	988	1.9
5,001 – 10,000	986	4.8
10,001 – 100,000	2,709	52.1
100,001 and over	262	41.1
	5,201	100.0

The number of shareholdings held in less than marketable parcels is 124.

Twenty largest shareholders – Ordinary shares (as at 31 August 2015)

Name	Number of ordinary shares held	Percentage of issued capital held
Entities associated with Mr Geoffrey Wilson	7,105,090	4.3%
Mr VJ Plummer	3,400,000	2.1%
Dr & Mrs English (N English No1 Super Ben A/C)	1,210,048	0.7%
Pollywam Pty Limited (DPS Superannuation Fund A/C)	1,019,353	0.6%
Invia Custodian Pty Limited (T Martin-Weber A/C)	1,000,000	0.6%
R B & S J Baxter Pty Limited (Super Fund A/C)	912,283	0.6%
Citicorp Nominees Pty Limited	911,629	0.6%
Anchorfield Pty Limited (Brazil Family FNDN A/C)	890,000	0.5%
Gaseous Pty Limited (Liquid Super A/C)	888,771	0.5%
Somoke Pty Limited (Pulman Super Fund A/C)	860,865	0.5%
Mr R Toohar	840,914	0.5%
Mrs J Plummer	750,000	0.5%
Mr & Mrs Antaw (Petavic Super Fund A/C)	716,063	0.4%
Dr & Mrs Holloway (CJ & D S/F A/C)	685,419	0.4%
Mr & Mrs O'Brien (MA&A O'Brien Super Fund A/C)	648,131	0.4%
Mr & Mrs Gubbins (Dunluce Super Fund A/C)	605,365	0.4%
Mr & Mrs Locke (Brad & Marne Super Fund A/C)	590,000	0.4%
Tendword Pty Limited (David Fawcett Super Plan A/C)	500,000	0.3%
Mrs P Blomfield	500,000	0.3%
	24,033,931	14.6%

Securities exchange listing

Quotation has been granted for all of the ordinary shares of the Company on all Member Exchanges of the ASX Limited.



WILSON
ASSET MANAGEMENT

Level 11, 139 Macquarie Street, Sydney NSW 2000
T (02) 9247 6755 | F (02) 9247 6855 | E info@wamfunds.com.au
www.wamfunds.com.au