
W | A | M Leaders

[Access the recording](#)



FY2024 Interim Results Webinar

Matthew Haupt
Lead Portfolio Manager

John Ayoub
Portfolio Manager

Wilson Asset Management and their related entities and each of their respective directors, officers and agents (together the Disclosers) have prepared the information contained in these materials in good faith.

However, no warranty (express or implied) is made as to the accuracy, completeness or reliability of any statements, estimates or opinions or other information contained in these materials (any of which may change without notice) and to the maximum extent permitted by law, the Disclosers disclaim all liability and responsibility (including, without limitation, any liability arising from fault or negligence on the part of any or all of the Disclosers) for any direct or indirect loss or damage which may be suffered by any recipient through relying on anything contained in or omitted from these materials.

This information has been prepared and provided by Wilson Asset Management. To the extent that it includes any financial product advice, the advice is of a general nature only and does not take into account any individual's objectives, financial situation or particular needs. Before making an investment decision an individual should assess whether it meets their own needs and consult a financial advisor.

FY2024 Interim Results

W|A|M Leaders

Investment portfolio performance per annum since inception (May-16)

+13.3%*

Grossed-up dividend yield

9.6%^^

FY2024 fully franked interim dividend

4.6 cps↑

Fully franked full year dividend yield

6.7%^

Pre-tax NTA as at 31 December 2023

\$1.38 per share

Profits reserve as at 31 December 2023, before the payment of the fully franked interim dividend of 4.6 cps

31.5 cps

Dividend coverage as at 31 December 2023

3.4 years

FY2024 fully franked full year dividend guidance

9.2 cps**

*Investment portfolio performance is before expenses, fees, taxes and the impact of capital management initiatives to compare to the relevant index which is before expenses, fees and taxes.

^Based on the 18 March 2024 share price of \$1.375 per share and the FY2024 fully franked full year dividend guidance of 9.2 cents per share.

^^Grossed-up dividend yield includes the benefits of franking credits and is based on a tax rate of 30.0%.

**Subject to no material or adverse changes in market conditions. The Company's ability to pay fully franked dividends is dependent on the receipt of franking credits and the payment of tax on profits.

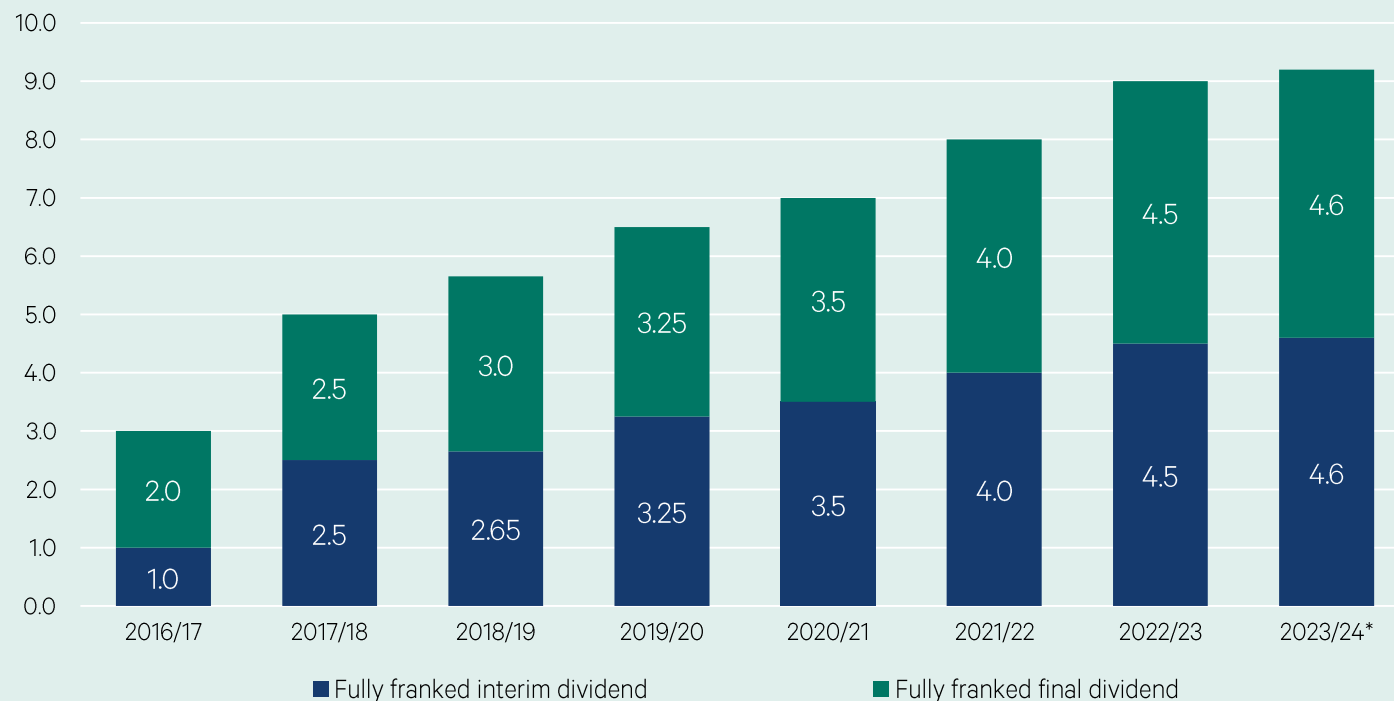
Investment portfolio performance since inception

| Performance as at 31 December 2023 | Fin YTD | 1 yr | 3 yrs %pa | 5 yrs %pa | Since inception %pa (May-16) |
|------------------------------------|--------------|--------------|--------------|--------------|------------------------------------|
| WAM Leaders Investment Portfolio | 2.0% | 6.4% | 14.1% | 16.3% | 13.3% |
| S&P/ASX 200 Accumulation Index | 7.6% | 12.4% | 9.2% | 10.3% | 8.9% |
| Outperformance | -5.6% | -6.0% | +4.9% | +6.0% | +4.4% |

Investment portfolio performance is before expenses, fees, taxes and the impact of capital management initiatives to compare to the relevant index which is before expenses, fees and taxes.

Fully franked dividends since inception

Cents per share



Key dividend dates

| | |
|--|-------------|
| Ex dividend date | 20 May 2024 |
| Dividend record date (7:00pm Sydney time) | 21 May 2024 |
| Last election date for DRP | 23 May 2024 |
| Payment date | 31 May 2024 |

*Fully franked final dividend guidance is subject to no material or adverse changes in market conditions. The Company's ability to pay fully franked dividends is dependent on the receipt of franking credits and the payment of tax on profits.





















Investment Process



W | A | M Leaders

Top 20 holdings

In alphabetical order as at 31 December 2023

| Company name | Code | Company name | Code | Company name | Code | Company name | Code |
|---|------|---|------|---|------|--|------|
|  ARISTOCRAT | ALL |  CSL | CSL |  ORA | ORA |  Santos | STO |
|  ANZ | ANZ |  lendlease | LLC |  Ramsay Health Care | RHC |  Transurban | TCL |
|  BHP | BHP |  mirvac | MGR |  RioTinto | RIO |  TREASURY WINE ESTATES | TWE |
|  Brambles | BXB |  MACQUARIE | MQG |  SOUTH32 | S32 |  Woodside | WDS |
|  challenger | CGF |  national australia bank | NAB |  THE STAR | SGR |  Woolworths Group | WOW |

Q&A

**Join more
than 85,000
*weekly readers***

Get in touch

info@wilsonassetmanagement.com.au

(02) 9247 6755

www.wilsonassetmanagement.com.au

