



May 2024 Investment Update

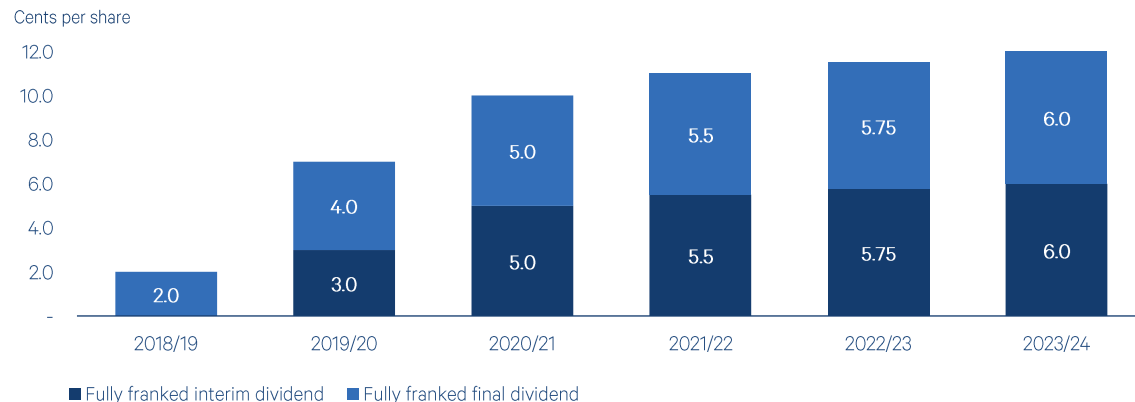
The NTA before tax is after the payment of \$3.0m (0.84 cents per share) in tax during the month.

Net Tangible Assets (NTA) per share	May 2024
NTA before tax	239.96c
NTA after tax and before tax on unrealised gains*	236.17c
NTA after tax*	239.82c

*Includes 0.29 cents per share of tax assets resulting from the acquisition of investment companies.

Fully franked dividends since inception

The Board declared a fully franked final dividend of 6.0 cents per share payable on 29 November 2024. The Company's ability to continue paying fully franked dividends is dependent on generating additional franking credits through the payment of tax on profits in FY2025. If no additional franking is generated through the performance of the investment portfolio and the payment of tax on profits, the Company will only be able to partially frank future dividends or pay unfranked dividends to shareholders.



Increased fully franked final dividend

Register for the webinar on 7 June

Grossed-up dividend yield

7.7%[^]

Fully franked dividends paid since inception (per share)

47.5c

Dividend coverage

5.3 years

Profits reserve (per share)

63.9c

Investment portfolio performance (pa since inception June 2018)

8.8%**

MSCI World Index (AUD): 12.2%

Assets

\$853.5m

[^]Grossed-up dividend yield is based on the FY2024 fully franked full year dividend of 12.0 cents per share and 31 May 2024 share price of \$2.22 per share, includes the benefits of franking credits and is based on a tax rate of 30%.

**Investment portfolio performance is before expenses, fees, taxes and the impact of capital management initiatives to compare to the relevant index which is also before expenses, fees and taxes.

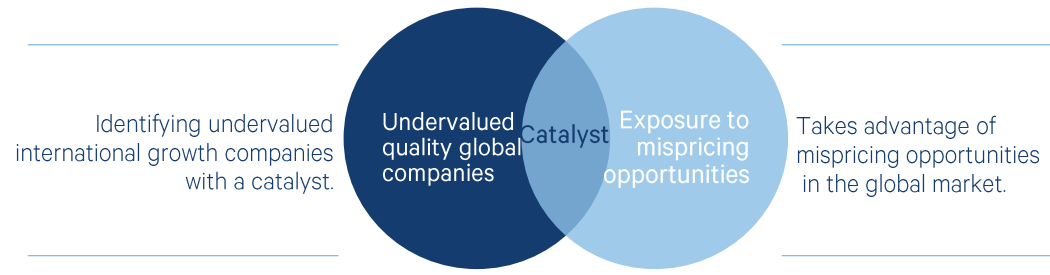


[Interim Result](#) [Interim Financial Report](#)

Top 20 holdings (in alphabetical order)

Code	Company Name
AJG US	Arthur J. Gallagher & Co.
AVTR US	Avantor, Inc.
BAH US	Booz Allen Hamilton Holding Corporation
CME US	CME Group Inc.
DNB US	Dun & Bradstreet Holdings, Inc.
EVD GR	CTS Eventim AG & Co. KGaA
EW US	Edwards Lifesciences Corporation
HCA US	HCA Healthcare, Inc.
ICE US	Intercontinental Exchange, Inc.
ICLR US	ICON plc
INTU US	Intuit Inc.
MSCI US	MSCI World Index
PWR US	Quanta Services, Inc.
SAF FP	Safran SA
SAP GY	SAP SE
TDY US	Teledyne Technologies Inc.
TMO US	Thermo Fisher Scientific Inc.
TRU US	TransUnion
TW US	Tradeweb Markets Inc.
V US	Visa Inc.

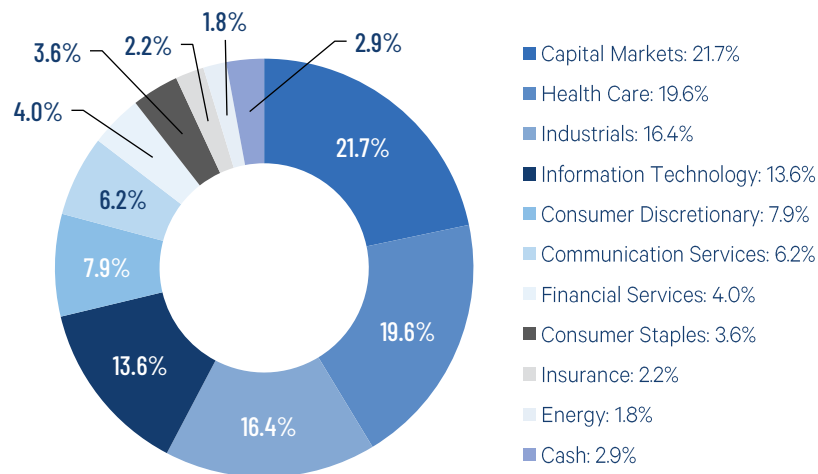
Our proven investment process



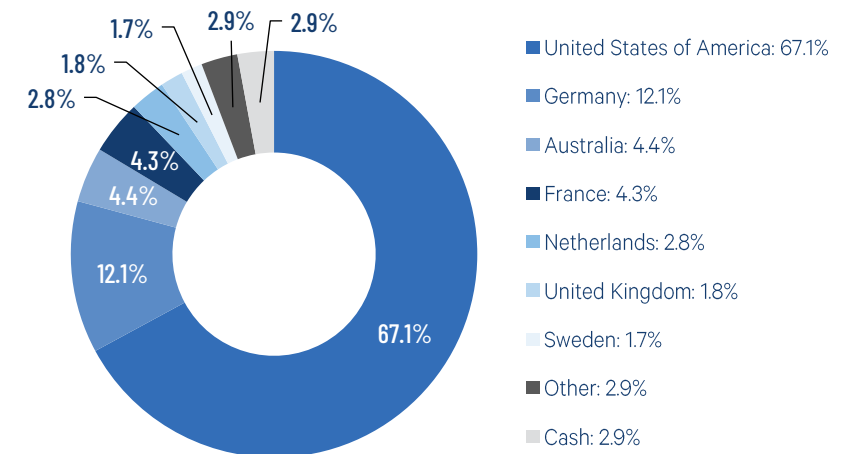
Listed on the ASX in 2018

WAM Global provides investors with exposure to an actively managed diversified portfolio of undervalued international growth companies and exposure to market mispricing opportunities. WAM Global's investment objectives are to deliver investors a stream of franked dividends, provide capital growth over the medium-to-long term and preserve capital.

Quality global companies by sector



Portfolio by geographical exposure





Subscribe to our latest news and insights



About the Investment Manager

Wilson Asset Management has a track record of making a difference for shareholders and the community for over 25 years.

As the investment manager for eight leading listed investment companies (LICs), Wilson Asset Management has a diversified offering of Australian and global listed equities and alternative assets.

Wilson Asset Management created and is the lead supporter of the first LICs to deliver both investment and social returns: Future Generation Australia (ASX: FGX) and Future Generation Global (ASX: FGG).

>\$5bn

in funds under management

130,000

retail and wholesale investors

>200 YEARS

combined investment experience

W|A|M Capital

W|A|M Leaders

W|A|M Global

W|A|M Microcap

W|A|M Alternative Assets

W|A|M Strategic Value

W|A|M Research

W|A|M Active

For more information visit www.wilsonassetmanagement.com.au or contact:

Geoff Wilson AO
Chairman & Chief Investment Officer

X (Twitter)
[@GeoffWilsonWAM](https://twitter.com/GeoffWilsonWAM)
(02) 9247 6755

Kate Thorley
Chief Executive Officer

0405 115 644

Jesse Hamilton
Chief Financial Officer

0401 944 807

Samantha Philp
Head of Corporate Affairs & Marketing

0410 696 730

Lonsec

The rating issued 05/2023 for WAM Global Limited is published by Lonsec Research Pty Ltd ABN 11 151 658 561 AFSL 421 445 (Lonsec). Ratings are general advice only, and have been prepared without taking account of your objectives, financial situation or needs. Consider your personal circumstances, read the product disclosure statement and seek independent financial advice before investing. The rating is not a recommendation to purchase, sell or hold any product. Past performance information is not indicative of future performance. Ratings are subject to change without notice and Lonsec assumes no obligation to update. Lonsec uses objective criteria and receives a fee from the Fund Manager. Visit <https://www.lonsec.com.au/> for ratings information and to access the full report. © 2024 Lonsec. All rights reserved.

Independent Investment Research (IIR) Disclaimer

The rating ascribed by IIR is provided under the Annual LIC Research Participation Scheme whereby the LIC Manager provides information and IIR rating is monitored on a monthly basis to ensure its currency. The manager is a participant and as such this rating is current. Please note an ascribed rating does not constitute advice in any form. We recommend to any reader that no investment decisions are made on this fund without seeking advice from your Wealth Manager.