

W | A | M Research ASX: WAX

The most compelling undervalued growth opportunities
in the Australian market.



Net Tangible Assets (NTA) per share before tax

September 2024 **111.45c**

August 2024 **105.30c**

The September NTA figure is **before** the final dividend of 5.0 cents per share, partially franked at 60%, payable on 25 October 2024. The shares will trade ex dividend on 11 October 2024.

The September NTA is **after** the payment of \$50k (0.02 cents per share) in tax during the month.

The net current and deferred tax asset/(liability) position of the Company for September 2024 is 1.58 cents per share.

Dividend highlights

10.0c

Full year dividend, 60% franked
(per share)

149.0c

Dividends paid since inception
(per share)

211.1c

Dividends paid since inception,
when including the value of
franking credits (per share)

8.3%

Dividend yield*

10.4%

Grossed-up dividend yield*

50.5c

Profits reserve (per share)

Assets

\$235.5m

Investment portfolio performance[^]

(pa since change in investment strategy
July 2010)

15.3%

S&P/ASX All Ordinaries Accumulation Index:
9.3%


Month-end share price


(at 30 September 2024)

\$1.20

*Based on the 30 September 2024 share price and the FY24 full year dividend of 10.0 cents per share, partially franked at 60%. Grossed-up dividend yield includes the benefits of franking credits and is based on a tax rate of 30%.

[^]Investment portfolio performance is before expenses, fees and taxes to compare to the relevant index which is also before expenses, fees and taxes.

[Oscar Oberg's comments on biogas company LGI](#) 

[Oscar's views on Myer's need to recoup profits](#) 

The WAM Research (ASX: WAX) investment portfolio increased in September, outperforming the S&P/ASX All Ordinaries Accumulation Index. Telecommunications company Tuas (ASX: TUA), a key contributor to the investment portfolio performance, saw a continuation of growth in subscriptions which exceeded market expectations. Sigma Healthcare (ASX: SIG) also contributed to the investment portfolio performance on the back of market expectations for the proposed Chemist Warehouse deal approval in October, and Chemist Warehouse's strong growth expectations and store rollouts.



Tuas owns and operates a mobile network and provides telecommunications services in Singapore. The company continued its momentum in September with subscriptions in its mobile offering in Singapore continuing to surpass analyst earnings expectations. This momentum was evident in its solid FY2024 results, namely growth in revenue and earnings and improvements to margins. Tuas is a significant disrupter to the telecommunications market, and we view the recent launch of broadband and enterprise services as increasing Tuas' total addressable market, and in time see its potential entry into Malaysia or Indonesia.



Sigma Healthcare is a leading network of independent and franchised pharmacies across Australia. Despite the ongoing regulatory process, the market appears more confident that its proposed Chemist Warehouse acquisition will be approved. Chemist Warehouse management remains confident in its ability to expand in both Australia and overseas. If the merger is approved, the team is excited at the prospect of owning one of the country's best retailers with a global store roll-out on the horizon.

Fully franked dividends since inception

The Board declared a final dividend of 5.0 cents per share, partially franked at 60%, payable on 25 October 2024. The Company's ability to continue paying franked dividends at the current level is dependent on generating additional profits reserves, through positive investment portfolio performance in FY2025, and franking credits. The ability to generate additional franking credits is reliant on the receipt of franked dividends from investee companies and the payment of tax on realised profits.



Our proven investment process

Research Driven Process

Diligent and deep research on undervalued growth companies that focuses on:

- ✓ Free cash flow
- ✓ Return on equity
- ✓ Meeting management
- ✓ The quality of a company

Catalyst

A major event that alters the market's perception of a company or its earnings momentum which will lead to a rerating of the investee company's share price.

Portfolio composition by market capitalisation

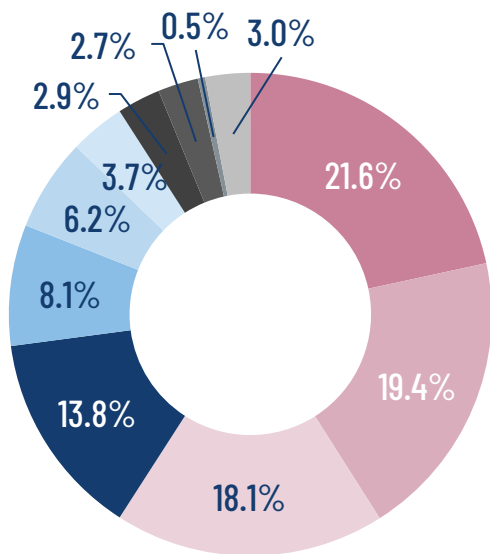
As at 30 September 2024	WAM Research [^]	S&P/ASX All Ordinaries Index	S&P/ASX Small Ordinaries Index
ASX Top 20	0.0%	56.1%	0.0%
ASX 21-50	1.5%	15.9%	0.0%
ASX 51-100	4.9%	13.1%	0.0%
ASX 101-300	62.3%	12.1%	100.0%
Ex ASX 300	28.3%	2.8%	0.0%

[^]The investment portfolio held 30% in cash.

Top 20 holdings (in alphabetical order)

Code	Company Name
ACL	Australian Clinical Labs
AOV	Amotiv
BGA	Bega Cheese
CAJ	Capitol Health
EMR	Emerald Resources NL
GDG	Generation Development Group
GEM	G8 Education
GTK	Gentrack Group
HMC	HMC Capital
JDO	Judo Capital Holdings
MGH	Maas Group Holdings
MYR	Myer Holdings
REG	Regis Healthcare
SGF	SG Fleet Group
SIG	Sigma Healthcare
SSM	Service Stream
SUM NZ	Summerset Group Holdings
TPW	Temple & Webster Group
TUA	Tuas
VEA	Viva Energy Group

Diversified investment portfolio by sector



- Consumer discretionary: 21.6%
- Health care: 19.4%
- Financials: 18.1%
- Industrials: 13.8%
- Communication services: 8.1%
- Information technology: 6.2%
- Consumer staples: 3.7%
- Materials: 2.9%
- Energy: 2.7%
- Utilities: 0.5%
- Cash: 3.0%

About the Investment Manager

Wilson Asset Management has a track record of making a difference for shareholders and the community for over 25 years.

As the investment manager for eight leading listed investment companies (LICs), Wilson Asset Management has a diversified offering of Australian and global listed equities and alternative assets.

Wilson Asset Management created and is the lead supporter of the first LICs to deliver both investment and social returns: Future Generation Australia (ASX: FGX) and Future Generation Global (ASX: FGG).

>\$5 billion in funds under management

130,000 retail and wholesale investors

>200 years combined investment experience

10 investment products

Listed Investment Companies

W | A | M Capital

W | A | M Leaders

W | A | M Global

W | A | M Microcap

W | A | M Alternative Assets

W | A | M Strategic Value

W | A | M Research

W | A | M Active

Key contacts

Geoff Wilson AO
Chairman & Chief
Investment Officer
X (Twitter)
[@GeoffWilsonWAM](https://twitter.com/GeoffWilsonWAM)
(02) 9247 6755

Jesse Hamilton
Chief Financial Officer
0401 944 807

Camilla Cox
Corporate Affairs Manager
0407 407 062

Kate Thorley
Chief Executive Officer
0405 115 644

For more information visit:
wilsonassetmanagement.com.au



Stay informed

Please subscribe to our [newsletter](#) and follow us on our social channels [X](#), [LinkedIn](#) and [Facebook](#) for real-time insights and market updates from our investment experts, along with the latest news, results and events.

Zenith Disclaimer: The Zenith Investment Partners (ABN 27 103 132 672, AFS Licence 226872) ("Zenith") rating (ASX: WAX assigned June 2024) referred to in this piece is limited to "General Advice" (s766B Corporations Act 2001) for Wholesale clients only. This advice has been prepared without taking into account the objectives, financial situation or needs of any individual, including target markets of financial products, where applicable, and is subject to change at any time without prior notice. It is not a specific recommendation to purchase, sell or hold the relevant product(s). Investors should seek independent financial advice before making an investment decision and should consider the appropriateness of this advice in light of their own objectives, financial situation and needs. Investors should obtain a copy of and consider the PDS or offer document before making any decision and refer to the full Zenith Product Assessment available on the Zenith website. Past performance is not an indication of future performance. Zenith usually charges the product issuer, fund manager or related party to conduct Product Assessments. Full details regarding Zenith's methodology, ratings definitions and regulatory compliance are available on our Product Assessments and at [Fund Research Regulatory Guidelines](#).

Independent Investment Research (IIR) Disclaimer: The rating ascribed by IIR is provided under the Annual LIC Research Participation Scheme whereby the LIC Manager provides information and IIR rating is monitored on a monthly basis to ensure its currency. The manager is a participant and as such this rating is current. Please note an ascribed rating does not constitute advice in any form. We recommend to any reader that no investment decisions are made on this fund without seeking advice from your Wealth Manager.