

W | A | M Research ASX: WAX

The most compelling undervalued growth opportunities
in the Australian market.



Net Tangible Assets (NTA) per share before tax

February 2025

115.76c

January 2025

118.60c

The net current and deferred tax asset/(liability) position of the Company for February 2025 is (1.14) cents per share. This includes 5.43 cents per share of income tax losses available to the Company in future periods.

Dividend highlights

10.0c

Annualised interim dividend,
60% franked (per share)

154.0c

Dividends paid since inception
(per share)

217.4c

Dividends paid since inception,
when including the value of
franking credits (per share)

8.2%

Annualised interim dividend yield*

10.3%

Grossed-up dividend yield*

53.6c

Profits reserve (per share)

Assets

\$245.1m

Investment portfolio performance[^]

(pa since change in investment strategy
July 2010)

15.7%

S&P/ASX All Ordinaries Accumulation Index:
9.0%


Month-end share price


(at 28 February 2025)

\$1.22

*Based on the 28 February 2025 share price and the annualised FY25 interim dividend of 10.0 cents per share, partially franked at 60%. Grossed-up dividend yield includes the value of franking credits and is based on a tax rate of 30%.

[^]Investment portfolio performance is before expenses, fees and taxes to compare to the relevant index which is also before expenses, fees and taxes.

[Read Sam Koch commentary on Chemist Warehouse ASX debut](#) 

[Shaun Weick on the Temple & Webster share price rally](#) 

The WAM Research (ASX: WAX) investment portfolio decreased in February, outperforming the S&P/ASX All Ordinaries Accumulation Index. Entertainment, ventures and travel provider EVT (ASX: EVT) and financial services company Generation Development Group (ASX: GDG) contributed to the investment portfolio outperformance.

EVT

EVT operates cinemas, hotels, restaurants and resorts across Australia, New Zealand, Germany and Singapore. In February, the company announced its FY2025 half year results, reporting a normalised earnings before interest, taxes, depreciation and amortisation (EBITDA) of \$99.6 million, a 3.7% increase from the prior year. Normalised profit after tax rose to \$31.5 million, an 8.3% increase from the prior year. EVT’s property portfolio, valued at approximately \$2.3 billion, remains a solid asset base, while its entertainment division continues to perform strongly. Looking forward, we are excited by the growth outlook in the company’s entertainment segment with a strong lineup of blockbuster films to drive FY2026 performance.

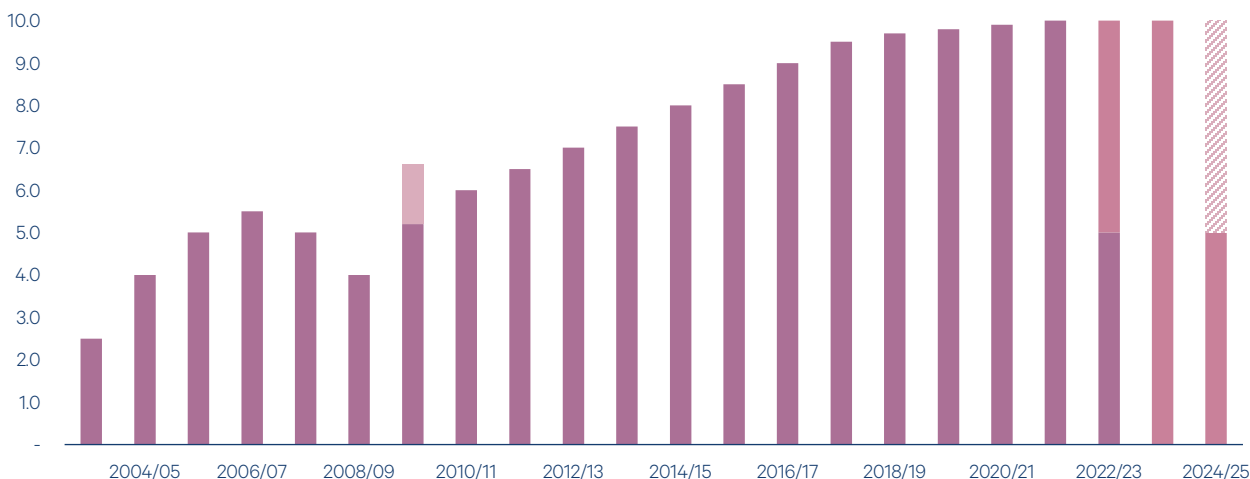


Generation Development Group is a diversified financial services company with solid positions in the investment bonds, lifetime annuities and research and ratings sectors through its brands Generation Life and Lonsec. In February, the company announced an acquisition of Evidentia Group, a leading provider of investment management and tailored managed account solutions, for \$320 million. The acquisition solidified the business’ position as a market leader in the managed accounts sector, with combined funds under management of over \$25 billion. Additionally, Generation Development Group delivered strong FY2025 interim results, reporting an 198% increase in revenue and an 152% increase in underlying profit after tax compared to the prior period, providing a compelling outlook for the year.

Dividends since inception

The Board declared an interim dividend of 5.0 cents per share, partially franked at 60%, payable on 30 April 2025. The Company’s ability to continue paying franked dividends at the current level is dependent on generating additional profits reserves, through positive investment portfolio performance in FY2025, and franking credits. The ability to generate additional franking credits is reliant on the receipt of franked dividends from investee companies and the payment of tax on realised profits.

Cents per share



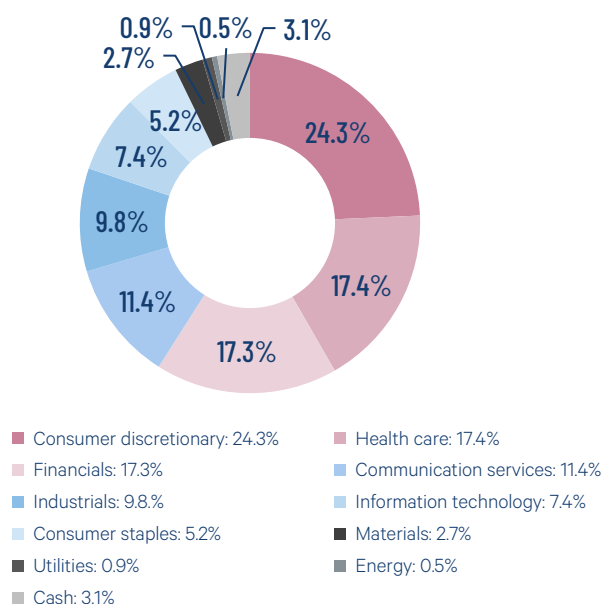
■ Ordinary fully franked dividend ■ Special fully franked dividend ■ Ordinary partially franked dividend ▨ Annualised interim dividend

Top 20 holdings (in alphabetical order)

Code	Company Name
ACL	Australian Clinical Labs
BGA	Bega Cheese
BLX	Beacon Lighting Group
BVS	Bravura Solutions
CTD	Corporate Travel Management
EVT	EVT
GDG	Generation Development Group
GEM	G8 Education
GTK	Gentrack Group
HMC	HMC Capital

Code	Company Name
IDX	Integral Diagnostics
JDO	Judo Capital Holdings
MGH	Maas Group Holdings
MYR	Myer Holdings
PGC	Paragon Care
REG	Regis Healthcare
RIC	Ridley Corporation
SSM	Service Stream
SUM NZ	Summerset Group Holdings
TUA	Tuas

Diversified investment portfolio by sector

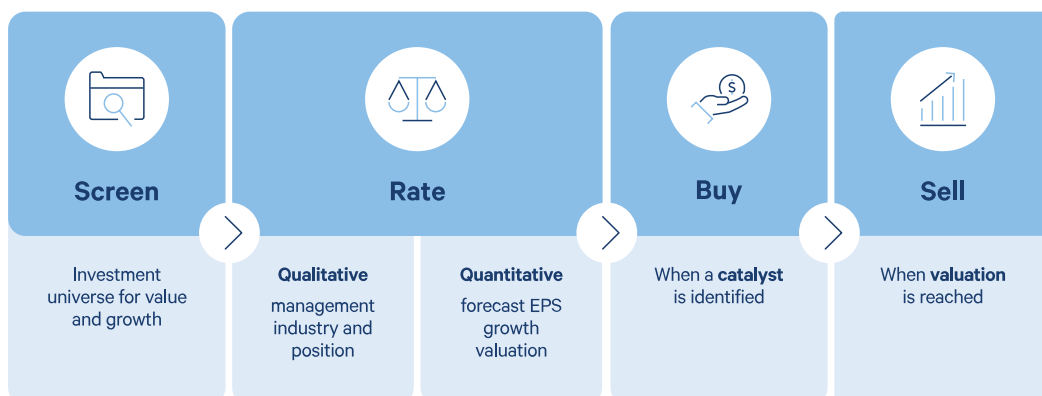


Portfolio composition by market capitalisation

As at 28 February 2025	WAM Research [^]	S&P/ ASX All Ordinaries Index	S&P/ ASX Small Ordinaries Index
ASX Top 20	0.0%	55.8%	0.0%
ASX 21-50	2.0%	16.0%	0.0%
ASX 51-100	2.1%	13.2%	0.0%
ASX 101-300	64.4%	12.2%	100.0%
Ex ASX 300	28.4%	2.8%	0.0%

Our proven investment process

Research Driven Process



About the Investment Manager

Wilson Asset Management has a track record of making a difference for shareholders and the community for 27 years.

As the investment manager for eight leading listed investment companies (LICs) and two unlisted funds, Wilson Asset Management has a diversified offering of Australian and global listed equities and alternative assets.

Wilson Asset Management created and is the lead supporter of the first LICs to deliver both investment and social returns: Future Generation Australia (ASX: FGX) and Future Generation Global (ASX: FGG), as well as Future Generation Women.

>\$5.9 billion in funds under management

130,000 retail and wholesale investors

>250 years combined investment experience

11 investment products

Listed Investment Companies

W | A | M Capital

W | A | M Leaders

W | A | M Global

W | A | M Microcap

W | A | M Alternative Assets

W | A | M Strategic Value

W | A | M Research

W | A | M Active

Key contacts

Geoff Wilson AO
Chairman & Chief
Investment Officer
X (Twitter)
[@GeoffWilsonWAM](https://twitter.com/GeoffWilsonWAM)
(02) 9247 6755

Jesse Hamilton
Chief Financial Officer
0401 944 807

Camilla Jones
Corporate Affairs Manager
0407 407 062

Kate Thorley
Chief Executive Officer
(02) 9247 6755

For more information visit:
wilsonassetmanagement.com.au



Stay informed

Please subscribe to our [newsletter](#) and follow us on our social channels [X](#), [LinkedIn](#) and [Facebook](#) for real-time insights and market updates from our investment experts, along with the latest news, results and events.

Zenith Disclaimer: The Zenith Investment Partners (ABN 27 103 132 672, AFS Licence 226872) ("Zenith") rating (ASX: WAX assigned June 2024) referred to in this piece is limited to "General Advice" (s766B Corporations Act 2001) for Wholesale clients only. This advice has been prepared without taking into account the objectives, financial situation or needs of any individual, including target markets of financial products, where applicable, and is subject to change at any time without prior notice. It is not a specific recommendation to purchase, sell or hold the relevant product(s). Investors should seek independent financial advice before making an investment decision and should consider the appropriateness of this advice in light of their own objectives, financial situation and needs. Investors should obtain a copy of and consider the PDS or offer document before making any decision and refer to the full Zenith Product Assessment available on the Zenith website. Past performance is not an indication of future performance. Zenith usually charges the product issuer, fund manager or related party to conduct Product Assessments. Full details regarding Zenith's methodology, ratings definitions and regulatory compliance are available on our Product Assessments and at [Fund Research Regulatory Guidelines](#).

Independent Investment Research (IIR) Disclaimer: The rating ascribed by IIR is provided under the Annual LIC Research Participation Scheme whereby the LIC Manager provides information and IIR rating is monitored on a monthly basis to ensure its currency. The manager is a participant and as such this rating is current. Please note an ascribed rating does not constitute advice in any form. We recommend to any reader that no investment decisions are made on this fund without seeking advice from your Wealth Manager.